

National GT Challenge Mugello Racing Weekend Qualifying 1

Final Classification

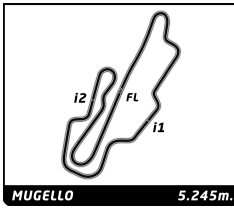
| No | Driver | Nat | Team | Car | Cl. | Time | Lap Total | Gap | Kph |
|----|-----------------------|-----|------------------|---------------------------|----------|-----------------|-----------|----------------|-------|
| 1 | 7 Danilo PAOLETTI | | Team Track & go | Porsche 992 GT3 Cup | GT Cup | 1:53.700 | 3 3 | - | 166.1 |
| 2 | 23 Luigi GALLO | | BESTLAP SPORT | Ferrari 488 Challenge evo | GT Cup | 1:54.309 | 6 6 | +0.609 +0.609 | 165.2 |
| 3 | 43 Riccardo ROMAGNOLI | | Team Cars Racing | Porsche 992 GT3 Cup | GT Cup | 1:54.393 | 3 4 | +0.693 +0.084 | 165.1 |
| 4 | 139 *Alex FOX* | | FORMULA RACING | Ferrari 296 Challenge | GT X | 1:54.948 | 6 6 | +1.248 +0.555 | 164.3 |
| 5 | 13 Adriano VISDOMINI | | Next Motorsport | Porsche 991 GT3 Cup | GT Cup | 1:55.676 | 6 6 | +1.976 +0.728 | 163.2 |
| 6 | 76 Luciano TARABINI | | Autorlando Sport | Porsche 992 GT3 Cup | GT Cup | 1:56.202 | 6 6 | +2.502 +0.526 | 162.5 |
| 7 | 4 Massimo WANCOLLE | | Team Cars Racing | Porsche 992 GT3 Cup | GT Cup | 1:56.604 | 3 3 | +2.904 +0.402 | 161.9 |
| 8 | 11 Stefano INAMA | | DP | Ferrari 458 | GT Cup L | 1:57.534 | 6 6 | +3.834 +0.930 | 160.7 |
| 9 | 18 Mauro GUIDETTI | | Team Cars Racing | Porsche 991 GT3 Cup | GT Cup | 1:58.799 | 3 3 | +5.099 +1.265 | 158.9 |
| 10 | 101 Roberto SESTINI | | DP | Ferrari 458 | GT Cup | 2:04.985 | 6 6 | +11.285 +6.186 | 151.1 |
| 11 | 9 Alessandro REVELLO | | Team Cars Racing | Porsche 992 GT3 Cup | GT Cup | 2:24.752 | 3 5 | +31.052+19.767 | 130.4 |
| 12 | 69 Enzo STENTELLA | | BESTLAP SPORT | Ferrari 488 Challenge evo | GT Cup | | 1 | | |

Fastest Lap: Lap 3 | Danilo PAOLETTI | 1:53.700 | 166.1 Kph

Track Status: **DRY**

Published at:

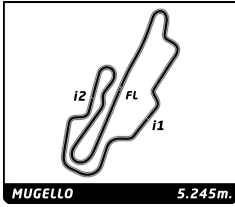
| | | | | | | | |
|---|--|--|----------------------------------|--|-----------------------------------|--|-----------------------------------|
| Stewards: Maria Grazia ARBERI CSAI 26127 | | | Gianluca NATALONI CSAI 338031 | | Antonia MARMILLATA CSAI 371681 | | Timekeeper: Andrea RAPI |
|---|--|--|----------------------------------|--|-----------------------------------|--|-----------------------------------|



National GT Challenge Mugello Racing Weekend Qualifying 1

Best Sector Times

| Sector 1 | | | Sector 2 | | | Sector 3 | | | Ideal Lap | Best Lap | | | | | |
|----------|-----|-------------|----------|-----|-------------|----------|-----|-------------|-----------|----------|-----|-------------|----------|----------|------|
| Pos | No | Driver | Time | No | Driver | Time | No | Driver | | | | Time | | | |
| 1 | 7 | D.PAOLETTI | 38.354 | 7 | D.PAOLETTI | 34.968 | 23 | L.GALLO | 39.308 | 1 | 7 | D.PAOLETTI | 1:53.329 | 1:53.700 | (1) |
| 2 | 43 | R.ROMAGNOLI | 38.812 | 43 | R.ROMAGNOLI | 35.398 | 139 | "Alex FOX" | 39.889 | 2 | 23 | L.GALLO | 1:53.987 | 1:54.309 | (2) |
| 3 | 23 | L.GALLO | 38.838 | 23 | L.GALLO | 35.841 | 43 | R.ROMAGNOLI | 39.892 | 3 | 43 | R.ROMAGNOLI | 1:54.102 | 1:54.393 | (3) |
| 4 | 139 | "Alex FOX" | 38.879 | 139 | "Alex FOX" | 36.003 | 13 | A.VISDOMINI | 39.967 | 4 | 139 | "Alex FOX" | 1:54.771 | 1:54.948 | (4) |
| 5 | 13 | A.VISDOMINI | 39.255 | 13 | A.VISDOMINI | 36.454 | 7 | D.PAOLETTI | 40.007 | 5 | 13 | A.VISDOMINI | 1:55.676 | 1:55.676 | (5) |
| 6 | 4 | M.WANCOLLE | 39.317 | 4 | M.WANCOLLE | 36.509 | 76 | L.TARABINI | 40.012 | 6 | 4 | M.WANCOLLE | 1:56.012 | 1:56.604 | (7) |
| 7 | 76 | L.TARABINI | 39.430 | 18 | M.GUIDETTI | 36.708 | 4 | M.WANCOLLE | 40.186 | 7 | 76 | L.TARABINI | 1:56.187 | 1:56.202 | (6) |
| 8 | 18 | M.GUIDETTI | 39.630 | 76 | L.TARABINI | 36.745 | 11 | S.INAMA | 40.840 | 8 | 18 | M.GUIDETTI | 1:57.320 | 1:58.799 | (9) |
| 9 | 11 | S.INAMA | 39.660 | 11 | S.INAMA | 36.878 | 18 | M.GUIDETTI | 40.982 | 9 | 11 | S.INAMA | 1:57.378 | 1:57.534 | (8) |
| 10 | 69 | E.STENTELLA | 40.595 | 101 | R.SEStINI | 39.160 | 69 | E.STENTELLA | 43.962 | 10 | 101 | R.SEStINI | 2:04.985 | 2:04.985 | (10) |
| 11 | 101 | R.SEStINI | 41.696 | 69 | E.STENTELLA | 40.795 | 101 | R.SEStINI | 44.129 | 11 | 69 | E.STENTELLA | 2:05.352 | | |
| 12 | 9 | A.REVELLO | 48.601 | 9 | A.REVELLO | 46.611 | 9 | A.REVELLO | 49.540 | 12 | 9 | A.REVELLO | 2:24.752 | 2:24.752 | (11) |



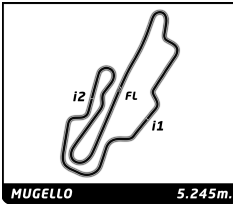
National GT Challenge

Mugello Racing Weekend

Qualifying 1

Best Top Speed

| No Driver | Team | Class | Top 1 | | Top 2 | | Top 3 | | Top 4 | | Top 5 | | Avg |
|-----------------------|------------------|--------------|--------------|-----|-------|-----|-------|-----|-------|-----|-------|-----|-------|
| | | | Kph | Lap | Kph | Lap | Kph | Lap | Kph | Lap | Kph | Lap | |
| 139 "Alex FOX" | FORMULA RACING | GT X | 276.6 | 4 | 275.2 | 6 | 273.2 | 3 | 243.2 | 2 | 149.8 | 5 | 243,6 |
| 23 Luigi GALLO | BESTLAP SPORT | GT Cup | 270.4 | 2 | 270.4 | 3 | 270.4 | 4 | 269.8 | 6 | 139.2 | 1 | 244,0 |
| 13 Adriano VISDOMINI | Next Motorsport | GT Cup | 267.1 | 3 | 267.1 | 4 | 267.1 | 6 | 263.2 | 2 | 167.8 | 5 | 246,5 |
| 18 Mauro GUIDETTI | Team Cars Racing | GT Cup | 265.8 | 3 | 262.6 | 2 | 103.7 | 1 | | | | | 210,7 |
| 11 Stefano INAMA | DP | GT Cup Light | 263.2 | 4 | 259.5 | 3 | 259.5 | 6 | 258.9 | 2 | 129.1 | 5 | 234,0 |
| 7 Danilo PAOLETTI | Team Track & go | GT Cup | 261.3 | 2 | 260.1 | 3 | 147.3 | 1 | | | | | 222,9 |
| 101 Roberto SESTINI | DP | GT Cup | 261.3 | 3 | 261.3 | 6 | 255.2 | 4 | 243.2 | 2 | 142.3 | 5 | 232,7 |
| 4 Massimo WANCOLLE | Team Cars Racing | GT Cup | 260.1 | 3 | 252.3 | 2 | 117.8 | 1 | | | | | 210,1 |
| 43 Riccardo ROMAGNOLI | Team Cars Racing | GT Cup | 260.1 | 4 | 258.2 | 3 | 219.6 | 2 | 106.1 | 1 | | | 211,0 |
| 76 Luciano TARABINI | Autorlando Sport | GT Cup | 258.9 | 6 | 258.2 | 4 | 206.3 | 2 | 140.1 | 5 | 130.7 | 3 | 198,8 |
| 9 Alessandro REVELLO | Team Cars Racing | GT Cup | 252.3 | 3 | 247.1 | 2 | 240.0 | 4 | 132.9 | 5 | 124.3 | 1 | 199,3 |
| 69 Enzo STENTELLA | BESTLAP SPORT | GT Cup | 132.6 | 1 | | | | | | | | | 132,6 |



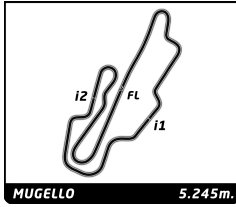
National GT Challenge

Mugello Racing Weekend

Qualifying 1

Fastest Lap Sequence

| Elapsed | No | Driver | Team | Car | Class | Time | Kph | Lap |
|----------|----|-------------------|------------------|---------------------|--------|-----------------|-------|-----|
| 4:48.704 | 43 | Ricardo ROMAGNOLI | Team Cars Racing | Porsche 992 GT3 Cup | GT Cup | 2:08.076 | 147.4 | 2 |
| 4:56.041 | 13 | Adriano VISDOMINI | Next Motorsport | Porsche 991 GT3 Cup | GT Cup | 2:04.565 | 151.6 | 2 |
| 5:05.813 | 7 | Danilo PAOLETTI | Team Track & go | Porsche 992 GT3 Cup | GT Cup | 1:55.521 | 163.5 | 2 |
| 6:43.097 | 43 | Ricardo ROMAGNOLI | Team Cars Racing | Porsche 992 GT3 Cup | GT Cup | 1:54.393 | 165.1 | 3 |
| 6:59.513 | 7 | Danilo PAOLETTI | Team Track & go | Porsche 992 GT3 Cup | GT Cup | 1:53.700 | 166.1 | 3 |



National GT Challenge Mugello Racing Weekend Qualifying 1

Sector Analysis

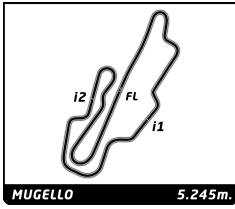
— Invalidated Lap

■ Personal Best

■ Session Best

■ Crossing the pit lane

| Lap | Time | Sector 1 | Sector 2 | Sector 3 | T.Spd | Elapsed | Lap | Time | Sector 1 | Sector 2 | Sector 3 | T.Spd | Elapsed | | | | | | | | | | | | | | | | | | | | | | | | | | | | | | | | | | | | | | | | | | | | | | | | | | | | | | | | | | | | | | | | | | | | | | | | | | | | | | | | | | | | | | | | | | | | | | | | | | | | | | | | | | | | | | | | | | | | | | | | | | | | | | | | | | | | | | | | | | | | | | | | | | | | | | | | | | | | | | | | | | | | | | | | | | | | | | | | | | | | | | | | | | | | | | | | | | | | | | | | | | | | | | | | | | | | | | | | | | | | | | | | | | | | | | | | | | | | | | | | | | | | | | | | | | | | | | | | | | | | | | | | | | | | | | | | | |
|--|----------|----------|----------|----------|-------|-----------|--|----------|----------|----------|----------|-------|-----------|---|----------|----------|--------|--------|-------|----------|---|----------|----------|--------|--------|-------|----------|---|----------|--------|--------|--------|-------|----------|---|----------|--------|--------|--------|-------|----------|---|----------|--------|--------|--------|-------|----------|---|----------|--------|--------|--------|-------|----------|---|----------|--------|--------|----------|-------|-----------|--|----------|--------|--------|----------|-------|-----------|---|----------|----------|--------|--------|-------|-----------|---|----------|----------|--------|--------|-------|-----------|---|----------|--------|--------|--------|-------|-----------|---|----------|--------|--------|--------|-------|-----------|--|--|--|--|--|--|--|---|----------|----------|--------|--------|-------|----------|---|----------|----------|--------|--------|-------|----------|---|----------|--------|--------|--------|-------|----------|---|----------|--------|--------|--------|-------|----------|---|----------|--------|--------|--------|-------|----------|---|----------|--------|--------|--------|-------|----------|---|----------|--------|--------|----------|-------|-----------|--|----------|--------|--|--|-------|----------|---|----------|----------|--------|--------|-------|-----------|---|----------|----------|--------|--------|-------|-----------|---|----------|--------|--------|--------|-------|-----------|---|----------|--------|--------|--------|-------|-----------|--|--|--|--|--|--|--|---|----------|----------|--------|--------|-------|----------|---|----------|----------|--------|--------|-------|----------|---|----------|--------|--------|--------|-------|----------|---|----------|--------|--------|--------|-------|----------|---|----------|--------|--------|--------|-------|----------|---|----------|--------|--------|--------|-------|----------|---|----------|--------|--------|----------|-------|-----------|--|--|--|--|--|--|--|---|----------|----------|--------|--------|-------|-----------|---|----------|----------|--------|--------|-------|----------|---|----------|--------|--------|--------|-------|-----------|---|----------|--------|--------|--------|-------|----------|--|--|--|--|--|--|--|
| 4 Massimo WANCOLLE Team Cars Racing Porsche 992 GT3 Cup | | | | | | | 1 | 2:40.628 | 1:13.177 | 41.690 | 45.761 | 106.1 | 2:40.628 | | | | | | | | | | | | | | | | | | | | | | | | | | | | | | | | | | | | | | | | | | | | | | | | | | | | | | | | | | | | | | | | | | | | | | | | | | | | | | | | | | | | | | | | | | | | | | | | | | | | | | | | | | | | | | | | | | | | | | | | | | | | | | | | | | | | | | | | | | | | | | | | | | | | | | | | | | | | | | | | | | | | | | | | | | | | | | | | | | | | | | | | | | | | | | | | | | | | | | | | | | | | | | | | | | | | | | | | | | | | | | | | | | | | | | | | | | | | | | | | | | | | | | | | | | | | | | | | | | | | | | | | | | | | | | | | | |
| 1 | 3:08.701 | 1:26.253 | 49.082 | 53.366 | 117.8 | 3:08.701 | 2 | 2:08.076 | 44.317 | 40.290 | 43.469 | 219.6 | 4:48.704 | | | | | | | | | | | | | | | | | | | | | | | | | | | | | | | | | | | | | | | | | | | | | | | | | | | | | | | | | | | | | | | | | | | | | | | | | | | | | | | | | | | | | | | | | | | | | | | | | | | | | | | | | | | | | | | | | | | | | | | | | | | | | | | | | | | | | | | | | | | | | | | | | | | | | | | | | | | | | | | | | | | | | | | | | | | | | | | | | | | | | | | | | | | | | | | | | | | | | | | | | | | | | | | | | | | | | | | | | | | | | | | | | | | | | | | | | | | | | | | | | | | | | | | | | | | | | | | | | | | | | | | | | | | | | | | | | |
| 2 | 2:02.059 | 41.534 | 38.561 | 41.964 | 252.3 | 5:10.760 | 3 | 1:54.393 | 38.838 | 35.663 | 39.892 | 258.2 | 6:43.097 | | | | | | | | | | | | | | | | | | | | | | | | | | | | | | | | | | | | | | | | | | | | | | | | | | | | | | | | | | | | | | | | | | | | | | | | | | | | | | | | | | | | | | | | | | | | | | | | | | | | | | | | | | | | | | | | | | | | | | | | | | | | | | | | | | | | | | | | | | | | | | | | | | | | | | | | | | | | | | | | | | | | | | | | | | | | | | | | | | | | | | | | | | | | | | | | | | | | | | | | | | | | | | | | | | | | | | | | | | | | | | | | | | | | | | | | | | | | | | | | | | | | | | | | | | | | | | | | | | | | | | | | | | | | | | | | | |
| 3 | 1:56.604 | 39.909 | 36.509 | 40.186 | 260.1 | 7:07.364 | 4 | 1:53.850 | 38.812 | 35.398 | 39.640 | 260.1 | 8:36.947 | | | | | | | | | | | | | | | | | | | | | | | | | | | | | | | | | | | | | | | | | | | | | | | | | | | | | | | | | | | | | | | | | | | | | | | | | | | | | | | | | | | | | | | | | | | | | | | | | | | | | | | | | | | | | | | | | | | | | | | | | | | | | | | | | | | | | | | | | | | | | | | | | | | | | | | | | | | | | | | | | | | | | | | | | | | | | | | | | | | | | | | | | | | | | | | | | | | | | | | | | | | | | | | | | | | | | | | | | | | | | | | | | | | | | | | | | | | | | | | | | | | | | | | | | | | | | | | | | | | | | | | | | | | | | | | | | |
| 69 Enzo STENTELLA BESTLAP SPORT Ferrari 488 Challenge evo | | | | | | | 1 | 3:45.139 | 2:20.382 | 40.795 | 43.962 | 132.6 | 3:45.139 | | | | | | | | | | | | | | | | | | | | | | | | | | | | | | | | | | | | | | | | | | | | | | | | | | | | | | | | | | | | | | | | | | | | | | | | | | | | | | | | | | | | | | | | | | | | | | | | | | | | | | | | | | | | | | | | | | | | | | | | | | | | | | | | | | | | | | | | | | | | | | | | | | | | | | | | | | | | | | | | | | | | | | | | | | | | | | | | | | | | | | | | | | | | | | | | | | | | | | | | | | | | | | | | | | | | | | | | | | | | | | | | | | | | | | | | | | | | | | | | | | | | | | | | | | | | | | | | | | | | | | | | | | | | | | | | | |
| 76 Luciano TARABINI Autorlando Sport Porsche 992 GT3 Cup | | | | | | | 1 | 2:45.481 | 1:06.266 | 46.537 | 52.678 | 120.7 | 2:45.481 | | | | | | | | | | | | | | | | | | | | | | | | | | | | | | | | | | | | | | | | | | | | | | | | | | | | | | | | | | | | | | | | | | | | | | | | | | | | | | | | | | | | | | | | | | | | | | | | | | | | | | | | | | | | | | | | | | | | | | | | | | | | | | | | | | | | | | | | | | | | | | | | | | | | | | | | | | | | | | | | | | | | | | | | | | | | | | | | | | | | | | | | | | | | | | | | | | | | | | | | | | | | | | | | | | | | | | | | | | | | | | | | | | | | | | | | | | | | | | | | | | | | | | | | | | | | | | | | | | | | | | | | | | | | | | | | | |
| 1 | 3:10.292 | 1:49.974 | 38.148 | 42.170 | 147.3 | 3:10.292 | 2 | 2:41.919 | 48.493 | | | 206.3 | 5:27.400 | | | | | | | | | | | | | | | | | | | | | | | | | | | | | | | | | | | | | | | | | | | | | | | | | | | | | | | | | | | | | | | | | | | | | | | | | | | | | | | | | | | | | | | | | | | | | | | | | | | | | | | | | | | | | | | | | | | | | | | | | | | | | | | | | | | | | | | | | | | | | | | | | | | | | | | | | | | | | | | | | | | | | | | | | | | | | | | | | | | | | | | | | | | | | | | | | | | | | | | | | | | | | | | | | | | | | | | | | | | | | | | | | | | | | | | | | | | | | | | | | | | | | | | | | | | | | | | | | | | | | | | | | | | | | | | | | |
| 2 | 1:55.521 | 39.160 | 36.354 | 40.007 | 261.3 | 5:05.813 | 3 | 2:27.598 | 55.139 | 44.295 | 48.164 | 130.7 | 7:54.998 | | | | | | | | | | | | | | | | | | | | | | | | | | | | | | | | | | | | | | | | | | | | | | | | | | | | | | | | | | | | | | | | | | | | | | | | | | | | | | | | | | | | | | | | | | | | | | | | | | | | | | | | | | | | | | | | | | | | | | | | | | | | | | | | | | | | | | | | | | | | | | | | | | | | | | | | | | | | | | | | | | | | | | | | | | | | | | | | | | | | | | | | | | | | | | | | | | | | | | | | | | | | | | | | | | | | | | | | | | | | | | | | | | | | | | | | | | | | | | | | | | | | | | | | | | | | | | | | | | | | | | | | | | | | | | | | | |
| 3 | 1:53.700 | 38.570 | 34.968 | 40.162 | 260.1 | 6:59.513 | 4 | 1:38.739 | 39.430 | | | 258.2 | 9:33.737 | | | | | | | | | | | | | | | | | | | | | | | | | | | | | | | | | | | | | | | | | | | | | | | | | | | | | | | | | | | | | | | | | | | | | | | | | | | | | | | | | | | | | | | | | | | | | | | | | | | | | | | | | | | | | | | | | | | | | | | | | | | | | | | | | | | | | | | | | | | | | | | | | | | | | | | | | | | | | | | | | | | | | | | | | | | | | | | | | | | | | | | | | | | | | | | | | | | | | | | | | | | | | | | | | | | | | | | | | | | | | | | | | | | | | | | | | | | | | | | | | | | | | | | | | | | | | | | | | | | | | | | | | | | | | | | | | |
| 9 Alessandro REVELLO Team Cars Racing Porsche 992 GT3 Cup | | | | | | | 5 | 7:52.484 | 6:22.992 | 42.110 | 47.382 | 140.1 | 17:26.221 | | | | | | | | | | | | | | | | | | | | | | | | | | | | | | | | | | | | | | | | | | | | | | | | | | | | | | | | | | | | | | | | | | | | | | | | | | | | | | | | | | | | | | | | | | | | | | | | | | | | | | | | | | | | | | | | | | | | | | | | | | | | | | | | | | | | | | | | | | | | | | | | | | | | | | | | | | | | | | | | | | | | | | | | | | | | | | | | | | | | | | | | | | | | | | | | | | | | | | | | | | | | | | | | | | | | | | | | | | | | | | | | | | | | | | | | | | | | | | | | | | | | | | | | | | | | | | | | | | | | | | | | | | | | | | | | | |
| 1 | 3:24.426 | 1:34.098 | 54.682 | 55.646 | 124.3 | 3:24.426 | 6 | 1:56.202 | 39.445 | 36.745 | 40.012 | 258.9 | 19:22.423 | | | | | | | | | | | | | | | | | | | | | | | | | | | | | | | | | | | | | | | | | | | | | | | | | | | | | | | | | | | | | | | | | | | | | | | | | | | | | | | | | | | | | | | | | | | | | | | | | | | | | | | | | | | | | | | | | | | | | | | | | | | | | | | | | | | | | | | | | | | | | | | | | | | | | | | | | | | | | | | | | | | | | | | | | | | | | | | | | | | | | | | | | | | | | | | | | | | | | | | | | | | | | | | | | | | | | | | | | | | | | | | | | | | | | | | | | | | | | | | | | | | | | | | | | | | | | | | | | | | | | | | | | | | | | | | | | |
| 2 | 2:28.126 | 50.124 | 47.320 | 50.682 | 247.1 | 5:52.552 | 101 Roberto SESTINI DP Ferrari 458 | | | | | | | 1 | 3:00.015 | 1:18.889 | 51.011 | 50.115 | 116.2 | 3:00.015 | 1 | 2:53.460 | 1:20.493 | 47.237 | 45.730 | 117.3 | 2:53.460 | 2 | 2:16.285 | 46.919 | 43.894 | 45.472 | 243.2 | 5:16.300 | 2 | 2:07.868 | 42.111 | 38.969 | 46.788 | 258.9 | 5:01.328 | 3 | 2:07.645 | 42.933 | 40.254 | 44.458 | 261.3 | 7:23.945 | 3 | 1:58.643 | 40.321 | 36.984 | 41.338 | 259.5 | 6:59.971 | 4 | 7:48.308 | 42.315 | 40.361 | 6:25.632 | 255.2 | 15:12.253 | 4 | 3:59.431 | 39.660 | 37.066 | 2:42.705 | 263.2 | 10:59.402 | 5 | 2:20.493 | 53.084 | 40.498 | 46.911 | 142.3 | 17:32.746 | 5 | 6:30.116 | 5:02.471 | 39.450 | 48.195 | 129.1 | 17:29.518 | 6 | 2:04.985 | 41.696 | 39.160 | 44.129 | 261.3 | 19:37.731 | 6 | 1:57.534 | 39.816 | 36.878 | 40.840 | 259.5 | 19:27.052 | 13 Adriano VISDOMINI Next Motorsport Porsche 991 GT3 Cup | | | | | | | 1 | 2:58.860 | 1:16.771 | 51.440 | 50.649 | 110.7 | 2:58.860 | 1 | 2:51.476 | 1:19.651 | 46.893 | 44.932 | 129.6 | 2:51.476 | 2 | 2:14.030 | 46.351 | 42.987 | 44.692 | 243.2 | 5:12.890 | 2 | 2:04.565 | 42.696 | 39.301 | 42.568 | 263.2 | 4:56.041 | 3 | 2:01.288 | 39.966 | 39.812 | 41.510 | 273.2 | 7:14.178 | 3 | 1:56.803 | 39.455 | 36.791 | 40.557 | 267.1 | 6:52.844 | 4 | 2:40.825 | 38.879 | 36.456 | 1:25.490 | 276.6 | 9:55.003 | 4 | 1:42.001 | 39.676 | | | 267.1 | 8:34.845 | 5 | 7:29.019 | 6:04.866 | 40.808 | 43.345 | 149.8 | 17:24.022 | 5 | 8:36.888 | 7:16.428 | 38.124 | 42.336 | 167.8 | 17:11.733 | 6 | 1:54.948 | 39.056 | 36.003 | 39.889 | 275.2 | 19:18.970 | 6 | 1:55.676 | 39.255 | 36.454 | 39.967 | 267.1 | 19:07.409 | 18 Mauro GUIDETTI Team Cars Racing Porsche 991 GT3 Cup | | | | | | | 1 | 3:33.362 | 2:09.590 | 42.400 | 41.372 | 139.2 | 3:33.362 | 1 | 3:00.578 | 1:22.125 | 49.718 | 48.735 | 103.7 | 3:00.578 | 2 | 1:55.595 | 39.650 | 36.132 | 39.813 | 270.4 | 5:28.957 | 2 | 2:05.006 | 43.488 | 39.186 | 42.332 | 262.6 | 5:05.584 | 3 | 1:54.792 | 39.021 | 35.841 | 39.930 | 270.4 | 7:23.749 | 3 | 1:58.799 | 40.970 | 36.847 | 40.982 | 265.8 | 7:04.383 | 4 | 3:19.260 | 38.838 | 35.888 | 2:04.534 | 270.4 | 10:43.009 | 23 Luigi GALLO BESTLAP SPORT Ferrari 488 Challenge evo | | | | | | | 5 | 6:37.398 | 5:17.392 | 38.187 | 41.819 | 133.2 | 17:20.407 | 1 | 3:33.362 | 2:09.590 | 42.400 | 41.372 | 139.2 | 3:33.362 | 6 | 1:54.309 | 39.021 | 35.980 | 39.308 | 269.8 | 19:14.716 | 2 | 1:55.595 | 39.650 | 36.132 | 39.813 | 270.4 | 5:28.957 | 43 Riccardo ROMAGNOLI Team Cars Racing Porsche 992 GT3 Cup | | | | | | |
| 101 Roberto SESTINI DP Ferrari 458 | | | | | | | 1 | 3:00.015 | 1:18.889 | 51.011 | 50.115 | 116.2 | 3:00.015 | | | | | | | | | | | | | | | | | | | | | | | | | | | | | | | | | | | | | | | | | | | | | | | | | | | | | | | | | | | | | | | | | | | | | | | | | | | | | | | | | | | | | | | | | | | | | | | | | | | | | | | | | | | | | | | | | | | | | | | | | | | | | | | | | | | | | | | | | | | | | | | | | | | | | | | | | | | | | | | | | | | | | | | | | | | | | | | | | | | | | | | | | | | | | | | | | | | | | | | | | | | | | | | | | | | | | | | | | | | | | | | | | | | | | | | | | | | | | | | | | | | | | | | | | | | | | | | | | | | | | | | | | | | | | | | | | |
| 1 | 2:53.460 | 1:20.493 | 47.237 | 45.730 | 117.3 | 2:53.460 | 2 | 2:16.285 | 46.919 | 43.894 | 45.472 | 243.2 | 5:16.300 | | | | | | | | | | | | | | | | | | | | | | | | | | | | | | | | | | | | | | | | | | | | | | | | | | | | | | | | | | | | | | | | | | | | | | | | | | | | | | | | | | | | | | | | | | | | | | | | | | | | | | | | | | | | | | | | | | | | | | | | | | | | | | | | | | | | | | | | | | | | | | | | | | | | | | | | | | | | | | | | | | | | | | | | | | | | | | | | | | | | | | | | | | | | | | | | | | | | | | | | | | | | | | | | | | | | | | | | | | | | | | | | | | | | | | | | | | | | | | | | | | | | | | | | | | | | | | | | | | | | | | | | | | | | | | | | | |
| 2 | 2:07.868 | 42.111 | 38.969 | 46.788 | 258.9 | 5:01.328 | 3 | 2:07.645 | 42.933 | 40.254 | 44.458 | 261.3 | 7:23.945 | | | | | | | | | | | | | | | | | | | | | | | | | | | | | | | | | | | | | | | | | | | | | | | | | | | | | | | | | | | | | | | | | | | | | | | | | | | | | | | | | | | | | | | | | | | | | | | | | | | | | | | | | | | | | | | | | | | | | | | | | | | | | | | | | | | | | | | | | | | | | | | | | | | | | | | | | | | | | | | | | | | | | | | | | | | | | | | | | | | | | | | | | | | | | | | | | | | | | | | | | | | | | | | | | | | | | | | | | | | | | | | | | | | | | | | | | | | | | | | | | | | | | | | | | | | | | | | | | | | | | | | | | | | | | | | | | |
| 3 | 1:58.643 | 40.321 | 36.984 | 41.338 | 259.5 | 6:59.971 | 4 | 7:48.308 | 42.315 | 40.361 | 6:25.632 | 255.2 | 15:12.253 | | | | | | | | | | | | | | | | | | | | | | | | | | | | | | | | | | | | | | | | | | | | | | | | | | | | | | | | | | | | | | | | | | | | | | | | | | | | | | | | | | | | | | | | | | | | | | | | | | | | | | | | | | | | | | | | | | | | | | | | | | | | | | | | | | | | | | | | | | | | | | | | | | | | | | | | | | | | | | | | | | | | | | | | | | | | | | | | | | | | | | | | | | | | | | | | | | | | | | | | | | | | | | | | | | | | | | | | | | | | | | | | | | | | | | | | | | | | | | | | | | | | | | | | | | | | | | | | | | | | | | | | | | | | | | | | | |
| 4 | 3:59.431 | 39.660 | 37.066 | 2:42.705 | 263.2 | 10:59.402 | 5 | 2:20.493 | 53.084 | 40.498 | 46.911 | 142.3 | 17:32.746 | | | | | | | | | | | | | | | | | | | | | | | | | | | | | | | | | | | | | | | | | | | | | | | | | | | | | | | | | | | | | | | | | | | | | | | | | | | | | | | | | | | | | | | | | | | | | | | | | | | | | | | | | | | | | | | | | | | | | | | | | | | | | | | | | | | | | | | | | | | | | | | | | | | | | | | | | | | | | | | | | | | | | | | | | | | | | | | | | | | | | | | | | | | | | | | | | | | | | | | | | | | | | | | | | | | | | | | | | | | | | | | | | | | | | | | | | | | | | | | | | | | | | | | | | | | | | | | | | | | | | | | | | | | | | | | | | |
| 5 | 6:30.116 | 5:02.471 | 39.450 | 48.195 | 129.1 | 17:29.518 | 6 | 2:04.985 | 41.696 | 39.160 | 44.129 | 261.3 | 19:37.731 | | | | | | | | | | | | | | | | | | | | | | | | | | | | | | | | | | | | | | | | | | | | | | | | | | | | | | | | | | | | | | | | | | | | | | | | | | | | | | | | | | | | | | | | | | | | | | | | | | | | | | | | | | | | | | | | | | | | | | | | | | | | | | | | | | | | | | | | | | | | | | | | | | | | | | | | | | | | | | | | | | | | | | | | | | | | | | | | | | | | | | | | | | | | | | | | | | | | | | | | | | | | | | | | | | | | | | | | | | | | | | | | | | | | | | | | | | | | | | | | | | | | | | | | | | | | | | | | | | | | | | | | | | | | | | | | | |
| 6 | 1:57.534 | 39.816 | 36.878 | 40.840 | 259.5 | 19:27.052 | 13 Adriano VISDOMINI Next Motorsport Porsche 991 GT3 Cup | | | | | | | 1 | 2:58.860 | 1:16.771 | 51.440 | 50.649 | 110.7 | 2:58.860 | 1 | 2:51.476 | 1:19.651 | 46.893 | 44.932 | 129.6 | 2:51.476 | 2 | 2:14.030 | 46.351 | 42.987 | 44.692 | 243.2 | 5:12.890 | 2 | 2:04.565 | 42.696 | 39.301 | 42.568 | 263.2 | 4:56.041 | 3 | 2:01.288 | 39.966 | 39.812 | 41.510 | 273.2 | 7:14.178 | 3 | 1:56.803 | 39.455 | 36.791 | 40.557 | 267.1 | 6:52.844 | 4 | 2:40.825 | 38.879 | 36.456 | 1:25.490 | 276.6 | 9:55.003 | 4 | 1:42.001 | 39.676 | | | 267.1 | 8:34.845 | 5 | 7:29.019 | 6:04.866 | 40.808 | 43.345 | 149.8 | 17:24.022 | 5 | 8:36.888 | 7:16.428 | 38.124 | 42.336 | 167.8 | 17:11.733 | 6 | 1:54.948 | 39.056 | 36.003 | 39.889 | 275.2 | 19:18.970 | 6 | 1:55.676 | 39.255 | 36.454 | 39.967 | 267.1 | 19:07.409 | 18 Mauro GUIDETTI Team Cars Racing Porsche 991 GT3 Cup | | | | | | | 1 | 3:33.362 | 2:09.590 | 42.400 | 41.372 | 139.2 | 3:33.362 | 1 | 3:00.578 | 1:22.125 | 49.718 | 48.735 | 103.7 | 3:00.578 | 2 | 1:55.595 | 39.650 | 36.132 | 39.813 | 270.4 | 5:28.957 | 2 | 2:05.006 | 43.488 | 39.186 | 42.332 | 262.6 | 5:05.584 | 3 | 1:54.792 | 39.021 | 35.841 | 39.930 | 270.4 | 7:23.749 | 3 | 1:58.799 | 40.970 | 36.847 | 40.982 | 265.8 | 7:04.383 | 4 | 3:19.260 | 38.838 | 35.888 | 2:04.534 | 270.4 | 10:43.009 | 23 Luigi GALLO BESTLAP SPORT Ferrari 488 Challenge evo | | | | | | | 5 | 6:37.398 | 5:17.392 | 38.187 | 41.819 | 133.2 | 17:20.407 | 1 | 3:33.362 | 2:09.590 | 42.400 | 41.372 | 139.2 | 3:33.362 | 6 | 1:54.309 | 39.021 | 35.980 | 39.308 | 269.8 | 19:14.716 | 2 | 1:55.595 | 39.650 | 36.132 | 39.813 | 270.4 | 5:28.957 | 43 Riccardo ROMAGNOLI Team Cars Racing Porsche 992 GT3 Cup | | | | | | | | | | | | | | | | | | | | | | | | | | | | | | | | | | | | | | | | | | | | | | | | | | | | | | | | | | | | | | | | | | | | | | | | | | | | | | | | | | | | | | | | | | | | | | | | | |
| 13 Adriano VISDOMINI Next Motorsport Porsche 991 GT3 Cup | | | | | | | 1 | 2:58.860 | 1:16.771 | 51.440 | 50.649 | 110.7 | 2:58.860 | | | | | | | | | | | | | | | | | | | | | | | | | | | | | | | | | | | | | | | | | | | | | | | | | | | | | | | | | | | | | | | | | | | | | | | | | | | | | | | | | | | | | | | | | | | | | | | | | | | | | | | | | | | | | | | | | | | | | | | | | | | | | | | | | | | | | | | | | | | | | | | | | | | | | | | | | | | | | | | | | | | | | | | | | | | | | | | | | | | | | | | | | | | | | | | | | | | | | | | | | | | | | | | | | | | | | | | | | | | | | | | | | | | | | | | | | | | | | | | | | | | | | | | | | | | | | | | | | | | | | | | | | | | | | | | | | |
| 1 | 2:51.476 | 1:19.651 | 46.893 | 44.932 | 129.6 | 2:51.476 | 2 | 2:14.030 | 46.351 | 42.987 | 44.692 | 243.2 | 5:12.890 | | | | | | | | | | | | | | | | | | | | | | | | | | | | | | | | | | | | | | | | | | | | | | | | | | | | | | | | | | | | | | | | | | | | | | | | | | | | | | | | | | | | | | | | | | | | | | | | | | | | | | | | | | | | | | | | | | | | | | | | | | | | | | | | | | | | | | | | | | | | | | | | | | | | | | | | | | | | | | | | | | | | | | | | | | | | | | | | | | | | | | | | | | | | | | | | | | | | | | | | | | | | | | | | | | | | | | | | | | | | | | | | | | | | | | | | | | | | | | | | | | | | | | | | | | | | | | | | | | | | | | | | | | | | | | | | | |
| 2 | 2:04.565 | 42.696 | 39.301 | 42.568 | 263.2 | 4:56.041 | 3 | 2:01.288 | 39.966 | 39.812 | 41.510 | 273.2 | 7:14.178 | | | | | | | | | | | | | | | | | | | | | | | | | | | | | | | | | | | | | | | | | | | | | | | | | | | | | | | | | | | | | | | | | | | | | | | | | | | | | | | | | | | | | | | | | | | | | | | | | | | | | | | | | | | | | | | | | | | | | | | | | | | | | | | | | | | | | | | | | | | | | | | | | | | | | | | | | | | | | | | | | | | | | | | | | | | | | | | | | | | | | | | | | | | | | | | | | | | | | | | | | | | | | | | | | | | | | | | | | | | | | | | | | | | | | | | | | | | | | | | | | | | | | | | | | | | | | | | | | | | | | | | | | | | | | | | | | |
| 3 | 1:56.803 | 39.455 | 36.791 | 40.557 | 267.1 | 6:52.844 | 4 | 2:40.825 | 38.879 | 36.456 | 1:25.490 | 276.6 | 9:55.003 | | | | | | | | | | | | | | | | | | | | | | | | | | | | | | | | | | | | | | | | | | | | | | | | | | | | | | | | | | | | | | | | | | | | | | | | | | | | | | | | | | | | | | | | | | | | | | | | | | | | | | | | | | | | | | | | | | | | | | | | | | | | | | | | | | | | | | | | | | | | | | | | | | | | | | | | | | | | | | | | | | | | | | | | | | | | | | | | | | | | | | | | | | | | | | | | | | | | | | | | | | | | | | | | | | | | | | | | | | | | | | | | | | | | | | | | | | | | | | | | | | | | | | | | | | | | | | | | | | | | | | | | | | | | | | | | | |
| 4 | 1:42.001 | 39.676 | | | 267.1 | 8:34.845 | 5 | 7:29.019 | 6:04.866 | 40.808 | 43.345 | 149.8 | 17:24.022 | | | | | | | | | | | | | | | | | | | | | | | | | | | | | | | | | | | | | | | | | | | | | | | | | | | | | | | | | | | | | | | | | | | | | | | | | | | | | | | | | | | | | | | | | | | | | | | | | | | | | | | | | | | | | | | | | | | | | | | | | | | | | | | | | | | | | | | | | | | | | | | | | | | | | | | | | | | | | | | | | | | | | | | | | | | | | | | | | | | | | | | | | | | | | | | | | | | | | | | | | | | | | | | | | | | | | | | | | | | | | | | | | | | | | | | | | | | | | | | | | | | | | | | | | | | | | | | | | | | | | | | | | | | | | | | | | |
| 5 | 8:36.888 | 7:16.428 | 38.124 | 42.336 | 167.8 | 17:11.733 | 6 | 1:54.948 | 39.056 | 36.003 | 39.889 | 275.2 | 19:18.970 | | | | | | | | | | | | | | | | | | | | | | | | | | | | | | | | | | | | | | | | | | | | | | | | | | | | | | | | | | | | | | | | | | | | | | | | | | | | | | | | | | | | | | | | | | | | | | | | | | | | | | | | | | | | | | | | | | | | | | | | | | | | | | | | | | | | | | | | | | | | | | | | | | | | | | | | | | | | | | | | | | | | | | | | | | | | | | | | | | | | | | | | | | | | | | | | | | | | | | | | | | | | | | | | | | | | | | | | | | | | | | | | | | | | | | | | | | | | | | | | | | | | | | | | | | | | | | | | | | | | | | | | | | | | | | | | | |
| 6 | 1:55.676 | 39.255 | 36.454 | 39.967 | 267.1 | 19:07.409 | 18 Mauro GUIDETTI Team Cars Racing Porsche 991 GT3 Cup | | | | | | | 1 | 3:33.362 | 2:09.590 | 42.400 | 41.372 | 139.2 | 3:33.362 | 1 | 3:00.578 | 1:22.125 | 49.718 | 48.735 | 103.7 | 3:00.578 | 2 | 1:55.595 | 39.650 | 36.132 | 39.813 | 270.4 | 5:28.957 | 2 | 2:05.006 | 43.488 | 39.186 | 42.332 | 262.6 | 5:05.584 | 3 | 1:54.792 | 39.021 | 35.841 | 39.930 | 270.4 | 7:23.749 | 3 | 1:58.799 | 40.970 | 36.847 | 40.982 | 265.8 | 7:04.383 | 4 | 3:19.260 | 38.838 | 35.888 | 2:04.534 | 270.4 | 10:43.009 | 23 Luigi GALLO BESTLAP SPORT Ferrari 488 Challenge evo | | | | | | | 5 | 6:37.398 | 5:17.392 | 38.187 | 41.819 | 133.2 | 17:20.407 | 1 | 3:33.362 | 2:09.590 | 42.400 | 41.372 | 139.2 | 3:33.362 | 6 | 1:54.309 | 39.021 | 35.980 | 39.308 | 269.8 | 19:14.716 | 2 | 1:55.595 | 39.650 | 36.132 | 39.813 | 270.4 | 5:28.957 | 43 Riccardo ROMAGNOLI Team Cars Racing Porsche 992 GT3 Cup | | | | | | | | | | | | | | | | | | | | | | | | | | | | | | | | | | | | | | | | | | | | | | | | | | | | | | | | | | | | | | | | | | | | | | | | | | | | | | | | | | | | | | | | | | | | | | | | | | | | | | | | | | | | | | | | | | | | | | | | | | | | | | | | | | | | | | | | | | | | | | | | | | | | | | | | | | | | | | | | | | | | | | | | | | | | | | | | | | | | | | | | | | | | |
| 18 Mauro GUIDETTI Team Cars Racing Porsche 991 GT3 Cup | | | | | | | 1 | 3:33.362 | 2:09.590 | 42.400 | 41.372 | 139.2 | 3:33.362 | | | | | | | | | | | | | | | | | | | | | | | | | | | | | | | | | | | | | | | | | | | | | | | | | | | | | | | | | | | | | | | | | | | | | | | | | | | | | | | | | | | | | | | | | | | | | | | | | | | | | | | | | | | | | | | | | | | | | | | | | | | | | | | | | | | | | | | | | | | | | | | | | | | | | | | | | | | | | | | | | | | | | | | | | | | | | | | | | | | | | | | | | | | | | | | | | | | | | | | | | | | | | | | | | | | | | | | | | | | | | | | | | | | | | | | | | | | | | | | | | | | | | | | | | | | | | | | | | | | | | | | | | | | | | | | | | |
| 1 | 3:00.578 | 1:22.125 | 49.718 | 48.735 | 103.7 | 3:00.578 | 2 | 1:55.595 | 39.650 | 36.132 | 39.813 | 270.4 | 5:28.957 | | | | | | | | | | | | | | | | | | | | | | | | | | | | | | | | | | | | | | | | | | | | | | | | | | | | | | | | | | | | | | | | | | | | | | | | | | | | | | | | | | | | | | | | | | | | | | | | | | | | | | | | | | | | | | | | | | | | | | | | | | | | | | | | | | | | | | | | | | | | | | | | | | | | | | | | | | | | | | | | | | | | | | | | | | | | | | | | | | | | | | | | | | | | | | | | | | | | | | | | | | | | | | | | | | | | | | | | | | | | | | | | | | | | | | | | | | | | | | | | | | | | | | | | | | | | | | | | | | | | | | | | | | | | | | | | | |
| 2 | 2:05.006 | 43.488 | 39.186 | 42.332 | 262.6 | 5:05.584 | 3 | 1:54.792 | 39.021 | 35.841 | 39.930 | 270.4 | 7:23.749 | | | | | | | | | | | | | | | | | | | | | | | | | | | | | | | | | | | | | | | | | | | | | | | | | | | | | | | | | | | | | | | | | | | | | | | | | | | | | | | | | | | | | | | | | | | | | | | | | | | | | | | | | | | | | | | | | | | | | | | | | | | | | | | | | | | | | | | | | | | | | | | | | | | | | | | | | | | | | | | | | | | | | | | | | | | | | | | | | | | | | | | | | | | | | | | | | | | | | | | | | | | | | | | | | | | | | | | | | | | | | | | | | | | | | | | | | | | | | | | | | | | | | | | | | | | | | | | | | | | | | | | | | | | | | | | | | |
| 3 | 1:58.799 | 40.970 | 36.847 | 40.982 | 265.8 | 7:04.383 | 4 | 3:19.260 | 38.838 | 35.888 | 2:04.534 | 270.4 | 10:43.009 | | | | | | | | | | | | | | | | | | | | | | | | | | | | | | | | | | | | | | | | | | | | | | | | | | | | | | | | | | | | | | | | | | | | | | | | | | | | | | | | | | | | | | | | | | | | | | | | | | | | | | | | | | | | | | | | | | | | | | | | | | | | | | | | | | | | | | | | | | | | | | | | | | | | | | | | | | | | | | | | | | | | | | | | | | | | | | | | | | | | | | | | | | | | | | | | | | | | | | | | | | | | | | | | | | | | | | | | | | | | | | | | | | | | | | | | | | | | | | | | | | | | | | | | | | | | | | | | | | | | | | | | | | | | | | | | | |
| 23 Luigi GALLO BESTLAP SPORT Ferrari 488 Challenge evo | | | | | | | 5 | 6:37.398 | 5:17.392 | 38.187 | 41.819 | 133.2 | 17:20.407 | | | | | | | | | | | | | | | | | | | | | | | | | | | | | | | | | | | | | | | | | | | | | | | | | | | | | | | | | | | | | | | | | | | | | | | | | | | | | | | | | | | | | | | | | | | | | | | | | | | | | | | | | | | | | | | | | | | | | | | | | | | | | | | | | | | | | | | | | | | | | | | | | | | | | | | | | | | | | | | | | | | | | | | | | | | | | | | | | | | | | | | | | | | | | | | | | | | | | | | | | | | | | | | | | | | | | | | | | | | | | | | | | | | | | | | | | | | | | | | | | | | | | | | | | | | | | | | | | | | | | | | | | | | | | | | | | |
| 1 | 3:33.362 | 2:09.590 | 42.400 | 41.372 | 139.2 | 3:33.362 | 6 | 1:54.309 | 39.021 | 35.980 | 39.308 | 269.8 | 19:14.716 | | | | | | | | | | | | | | | | | | | | | | | | | | | | | | | | | | | | | | | | | | | | | | | | | | | | | | | | | | | | | | | | | | | | | | | | | | | | | | | | | | | | | | | | | | | | | | | | | | | | | | | | | | | | | | | | | | | | | | | | | | | | | | | | | | | | | | | | | | | | | | | | | | | | | | | | | | | | | | | | | | | | | | | | | | | | | | | | | | | | | | | | | | | | | | | | | | | | | | | | | | | | | | | | | | | | | | | | | | | | | | | | | | | | | | | | | | | | | | | | | | | | | | | | | | | | | | | | | | | | | | | | | | | | | | | | | |
| 2 | 1:55.595 | 39.650 | 36.132 | 39.813 | 270.4 | 5:28.957 | 43 Riccardo ROMAGNOLI Team Cars Racing Porsche 992 GT3 Cup | | | | | | | | | | | | | | | | | | | | | | | | | | | | | | | | | | | | | | | | | | | | | | | | | | | | | | | | | | | | | | | | | | | | | | | | | | | | | | | | | | | | | | | | | | | | | | | | | | | | | | | | | | | | | | | | | | | | | | | | | | | | | | | | | | | | | | | | | | | | | | | | | | | | | | | | | | | | | | | | | | | | | | | | | | | | | | | | | | | | | | | | | | | | | | | | | | | | | | | | | | | | | | | | | | | | | | | | | | | | | | | | | | | | | | | | | | | | | | | | | | | | | | | | | | | | | | | | | | | | | | | | | | | | | | | | | | | | | | | |
| 43 Riccardo ROMAGNOLI Team Cars Racing Porsche 992 GT3 Cup | | | | | | | | | | | | | | | | | | | | | | | | | | | | | | | | | | | | | | | | | | | | | | | | | | | | | | | | | | | | | | | | | | | | | | | | | | | | | | | | | | | | | | | | | | | | | | | | | | | | | | | | | | | | | | | | | | | | | | | | | | | | | | | | | | | | | | | | | | | | | | | | | | | | | | | | | | | | | | | | | | | | | | | | | | | | | | | | | | | | | | | | | | | | | | | | | | | | | | | | | | | | | | | | | | | | | | | | | | | | | | | | | | | | | | | | | | | | | | | | | | | | | | | | | | | | | | | | | | | | | | | | | | | | | | | | | | | | | | | | | | | | | | |


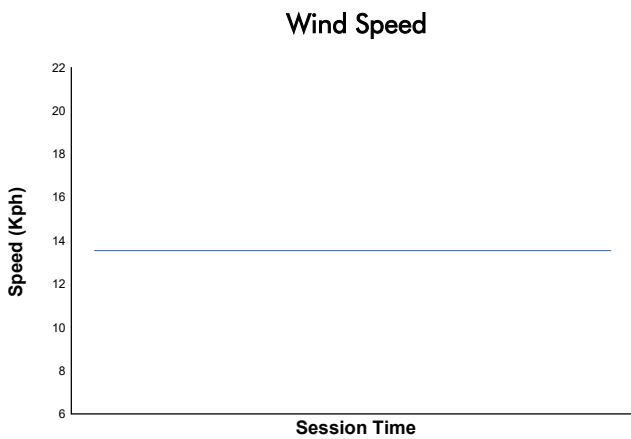
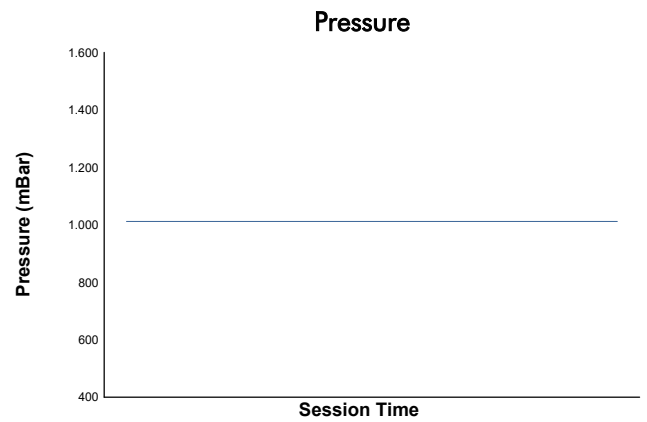
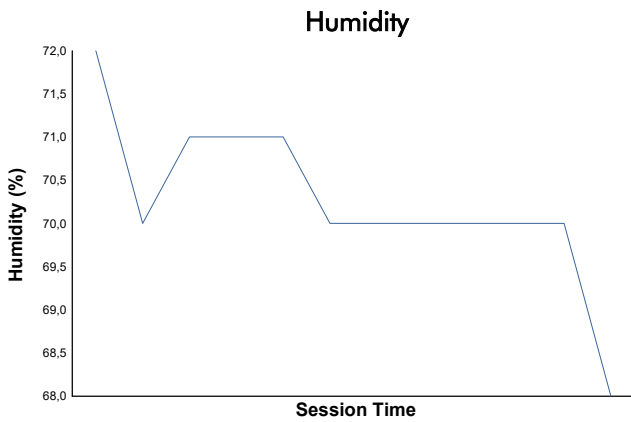
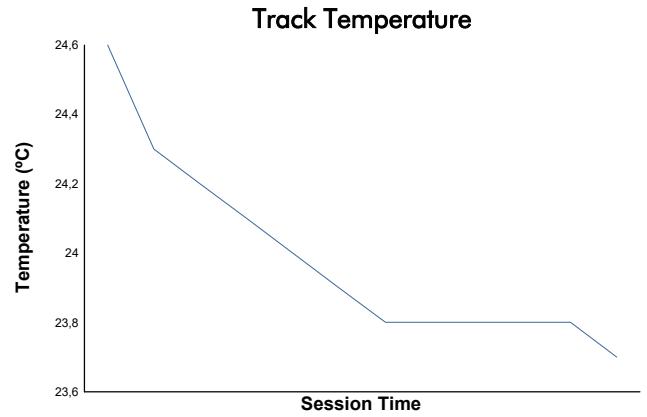
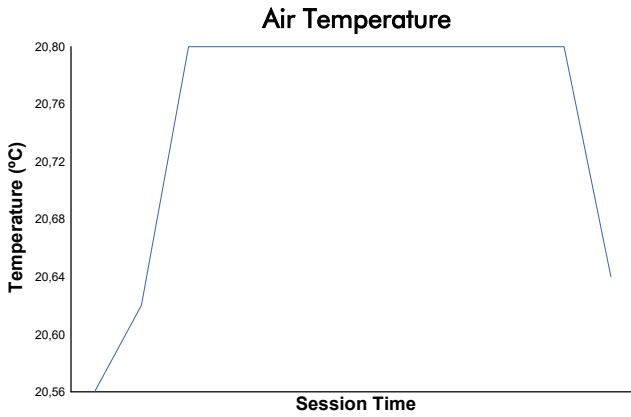


Mugello Racing Weekend

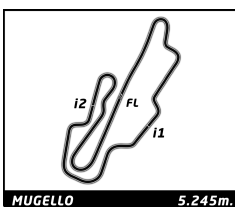
National GT Challenge

Qualifying 1

Weather Report



Track Status: **DRY**



National GT Challenge Mugello Racing Weekend Qualifying 2

Final Classification

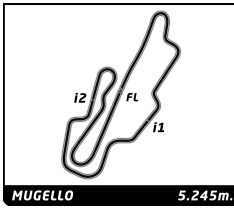
| No | Driver | Nat | Team | Car | Cl. | Time | Lap Total | Gap | Kph |
|----|-----------------------|-----|------------------|---------------------------|----------|-----------------|-----------|---------|--------------|
| 1 | 7 Danilo PAOLETTI | | Team Track & go | Porsche 992 GT3 Cup | GT Cup | 1:53.094 | 4 6 | - | 167.0 |
| 2 | 43 Riccardo ROMAGNOLI | | Team Cars Racing | Porsche 992 GT3 Cup | GT Cup | 1:53.389 | 4 6 | +0.295 | 166.5 |
| 3 | 23 Luigi GALLO | | BESTLAP SPORT | Ferrari 488 Challenge evo | GT Cup | 1:53.534 | 4 6 | +0.440 | 166.3 |
| 4 | 139 *Alex FOX* | | FORMULA RACING | Ferrari 296 Challenge | GT X | 1:53.951 | 5 6 | +0.857 | 165.7 |
| 5 | 4 Massimo WANCOLLE | | Team Cars Racing | Porsche 992 GT3 Cup | GT Cup | 1:54.770 | 4 6 | +1.676 | 164.5 |
| 6 | 76 Luciano TARABINI | | Autorlando Sport | Porsche 992 GT3 Cup | GT Cup | 1:55.395 | 5 6 | +2.301 | 163.6 |
| 7 | 11 Stefano INAMA | | DP | Ferrari 458 | GT Cup L | 1:56.247 | 4 4 | +3.153 | 162.4 |
| 8 | 13 Adriano VISDOMINI | | Next Motorsport | Porsche 991 GT3 Cup | GT Cup | 1:56.431 | 3 5 | +3.337 | 162.2 |
| 9 | 18 Mauro GUIDETTI | | Team Cars Racing | Porsche 991 GT3 Cup | GT Cup | 1:57.581 | 6 6 | +4.487 | 160.6 |
| 10 | 69 Erzo STENTELLA | | BESTLAP SPORT | Ferrari 488 Challenge evo | GT Cup | 1:58.173 | 5 5 | +5.079 | 159.8 |
| 11 | 101 Roberto SESTINI | | DP | Ferrari 458 | GT Cup | 2:05.251 | 6 6 | +12.157 | 150.8 |
| 12 | 9 Alessandro REVELLO | | Team Cars Racing | Porsche 992 GT3 Cup | GT Cup | 2:20.227 | 5 5 | +27.133 | 134.7 |

Fastest Lap: Lap 4 | Danilo PAOLETTI | **1:53.094** | 167.0 Kph

Track Status: **DRY**

Published at:

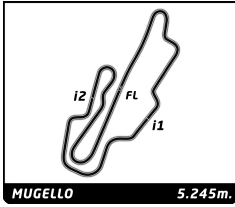
| | | | | | | | |
|---|--|--|----------------------------------|--|-----------------------------------|--|-----------------------------------|
| Stewards: Maria Grazia ARBERI CSAI 26127 | | | Gianluca NATALONI CSAI 338031 | | Antonia MARMILLATA CSAI 371681 | | Timekeeper: Andrea RAPI |
|---|--|--|----------------------------------|--|-----------------------------------|--|-----------------------------------|



National GT Challenge Mugello Racing Weekend Qualifying 2

Best Sector Times

| Sector 1 | | | Sector 2 | | | Sector 3 | | | Pos | No Driver | Ideal Lap | Best Lap |
|----------|----------------|--------|----------------|--------|----------------|----------|----|----------------|----------|-----------|-----------|----------|
| Pos | No Driver | Time | No Driver | Time | No Driver | Time | | | | | | |
| 1 | 139 "Alex FOX" | 38.133 | 7 D.PAOLETTI | 34.981 | 23 L.GALLO | 39.076 | 1 | 7 D.PAOLETTI | 1:53.094 | 1:53.094 | (1) | |
| 2 | 23 L.GALLO | 38.454 | 43 R.ROMAGNOLI | 35.035 | 139 "Alex FOX" | 39.393 | 2 | 23 L.GALLO | 1:53.216 | 1:53.534 | (3) | |
| 3 | 7 D.PAOLETTI | 38.486 | 4 M.WANCOLLE | 35.625 | 43 R.ROMAGNOLI | 39.569 | 3 | 43 R.ROMAGNOLI | 1:53.306 | 1:53.389 | (2) | |
| 4 | 76 L.TARABINI | 38.610 | 23 L.GALLO | 35.686 | 7 D.PAOLETTI | 39.627 | 4 | 139 "Alex FOX" | 1:53.412 | 1:53.951 | (4) | |
| 5 | 43 R.ROMAGNOLI | 38.702 | 139 "Alex FOX" | 35.886 | 4 M.WANCOLLE | 39.847 | 5 | 4 M.WANCOLLE | 1:54.420 | 1:54.770 | (5) | |
| 6 | 4 M.WANCOLLE | 38.948 | 11 S.INAMA | 36.273 | 13 A.VISDOMINI | 40.097 | 6 | 76 L.TARABINI | 1:55.140 | 1:55.395 | (6) | |
| 7 | 13 A.VISDOMINI | 39.423 | 76 L.TARABINI | 36.343 | 76 L.TARABINI | 40.187 | 7 | 13 A.VISDOMINI | 1:56.217 | 1:56.431 | (8) | |
| 8 | 11 S.INAMA | 39.552 | 18 M.GUIDETTI | 36.555 | 11 S.INAMA | 40.422 | 8 | 11 S.INAMA | 1:56.247 | 1:56.247 | (7) | |
| 9 | 69 E.STENTELLA | 39.769 | 13 A.VISDOMINI | 36.697 | 18 M.GUIDETTI | 40.502 | 9 | 18 M.GUIDETTI | 1:57.010 | 1:57.581 | (9) | |
| 10 | 18 M.GUIDETTI | 39.953 | 69 E.STENTELLA | 36.869 | 69 E.STENTELLA | 41.298 | 10 | 69 E.STENTELLA | 1:57.936 | 1:58.173 | (10) | |
| 11 | 101 R.SEStINI | 42.275 | 101 R.SEStINI | 39.185 | 101 R.SEStINI | 43.791 | 11 | 101 R.SEStINI | 2:05.251 | 2:05.251 | (11) | |
| 12 | 9 A.REVELLO | 47.387 | 9 A.REVELLO | 44.477 | 9 A.REVELLO | 48.363 | 12 | 9 A.REVELLO | 2:20.227 | 2:20.227 | (12) | |



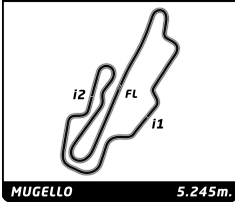
National GT Challenge

Mugello Racing Weekend

Qualifying 2

Best Top Speed

| No Driver | Team | Class | Top 1 | | Top 2 | | Top 3 | | Top 4 | | Top 5 | | |
|-----------------------|------------------|--------------|--------------|-----|-------|-----|-------|-----|-------|-----|-------|-----|-------|
| | | | Kph | Lap | Kph | Lap | Kph | Lap | Kph | Lap | Kph | Lap | Avg |
| 139 "Alex FOX" | FORMULA RACING | GT X | 277.3 | 6 | 275.9 | 4 | 275.2 | 3 | 275.2 | 5 | 266.5 | 2 | 274,0 |
| 23 Luigi GALLO | BESTLAP SPORT | GT Cup | 272.5 | 5 | 271.1 | 4 | 270.4 | 2 | 269.8 | 3 | 269.1 | 6 | 270,6 |
| 13 Adriano VISDOMINI | Next Motorsport | GT Cup | 268.4 | 5 | 267.8 | 4 | 267.1 | 3 | 265.8 | 2 | 151.6 | 1 | 244,1 |
| 69 Enzo STENTELLA | BESTLAP SPORT | GT Cup | 268.4 | 5 | 267.8 | 4 | 265.8 | 3 | 264.5 | 2 | 126.4 | 1 | 238,6 |
| 18 Mauro GUIDETTI | Team Cars Racing | GT Cup | 267.8 | 3 | 267.1 | 6 | 265.8 | 5 | 265.2 | 2 | 240.5 | 4 | 261,3 |
| 4 Massimo WANCOLLE | Team Cars Racing | GT Cup | 263.9 | 6 | 263.2 | 4 | 263.2 | 5 | 262.0 | 3 | 227.4 | 2 | 255,9 |
| 101 Roberto SESTINI | DP | GT Cup | 263.2 | 3 | 263.2 | 5 | 262.6 | 4 | 262.0 | 2 | 262.0 | 6 | 262,6 |
| 7 Danilo PAOLETTI | Team Track & go | GT Cup | 262.6 | 5 | 261.3 | 3 | 260.7 | 4 | 260.7 | 6 | 258.9 | 2 | 260,8 |
| 11 Stefano INAMA | DP | GT Cup Light | 261.3 | 4 | 260.1 | 3 | 258.9 | 2 | 129.1 | 1 | | | 227,4 |
| 43 Riccardo ROMAGNOLI | Team Cars Racing | GT Cup | 261.3 | 5 | 260.7 | 6 | 260.1 | 4 | 259.5 | 3 | 220.5 | 2 | 252,4 |
| 76 Luciano TARABINI | Autorlando Sport | GT Cup | 260.1 | 3 | 260.1 | 4 | 259.5 | 5 | 259.5 | 6 | 258.2 | 2 | 259,5 |
| 9 Alessandro REVELLO | Team Cars Racing | GT Cup | 251.7 | 3 | 244.3 | 5 | 242.7 | 2 | 238.9 | 4 | 133.6 | 1 | 222,2 |



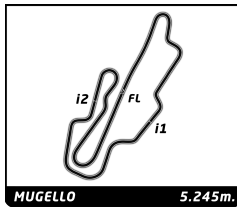
National GT Challenge

Mugello Racing Weekend

Qualifying 2

Fastest Lap Sequence

| Elapsed | No | Driver | Team | Car | Class | Time | Kph | Lap |
|----------|----|-----------------|-----------------|---------------------|--------|-----------------|-------|-----|
| 4:24.351 | 7 | Danilo PAOLETTI | Team Track & go | Porsche 992 GT3 Cup | GT Cup | 1:55.003 | 164.2 | 2 |
| 6:17.871 | 7 | Danilo PAOLETTI | Team Track & go | Porsche 992 GT3 Cup | GT Cup | 1:53.520 | 166.3 | 3 |
| 8:10.965 | 7 | Danilo PAOLETTI | Team Track & go | Porsche 992 GT3 Cup | GT Cup | 1:53.094 | 167.0 | 4 |

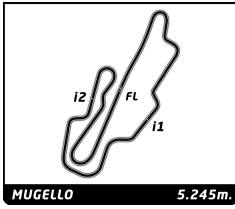


National GT Challenge Mugello Racing Weekend Qualifying 2

Sector Analysis

— Invalidated Lap ■ Personal Best ■ Session Best B Crossing the pit lane

| Lap | Time | Sector 1 | Sector 2 | Sector 3 | T.Sp | Elapsed | Lap | Time | Sector 1 | Sector 2 | Sector 3 | T.Sp | Elapsed |
|-----------|---|----------|----------|----------|-------|-----------|------------|---|----------|----------|----------|-------|-----------|
| 4 | Massimo WANCOLLE Team Cars Racing Porsche 992 GT3 Cup | | | | | | 4 | 1:53.534 | 38.772 | 35.686 | 39.076 | 271.1 | 9:24.848 |
| 1 | 2:23.683 | 59.052 | 41.083 | 43.548 | 150.4 | 2:23.683 | 5 | 2:08.566 | 45.581 | 39.956 | 43.029 | 272.5 | 11:33.414 |
| 2 | 2:04.059 | 42.413 | 38.871 | 42.775 | 227.4 | 4:27.742 | 6 | 1:53.797 | 38.454 | 35.878 | 39.465 | 269.1 | 13:27.211 |
| 3 | 1:55.770 | 39.641 | 35.855 | 40.274 | 262.0 | 6:23.512 | | | | | | | |
| 4 | 1:54.770 | 39.298 | 35.625 | 39.847 | 263.2 | 8:18.282 | | | | | | | |
| 5 | 1:56.536 | 38.948 | 36.915 | 40.673 | 263.2 | 10:14.818 | | | | | | | |
| 6 | 1:56.615 | 39.756 | 36.201 | 40.658 | 263.9 | 12:11.433 | | | | | | | |
| 7 | Danilo PAOLETTI Team Track & go Porsche 992 GT3 Cup | | | | | | 43 | Riccardo ROMAGNOLI Team Cars Racing Porsche 992 GT3 Cup | | | | | |
| 1 | 2:29.348 | 1:05.881 | 40.495 | 42.972 | 156.0 | 2:29.348 | 1 | 2:22.432 | 56.056 | 40.875 | 45.501 | 164.2 | 2:22.432 |
| 2 | 1:55.003 | 38.797 | 36.372 | 39.834 | 258.9 | 4:24.351 | 2 | 2:04.358 | 42.643 | 38.950 | 42.765 | 220.5 | 4:26.790 |
| 3 | 1:53.520 | 38.595 | 35.159 | 39.766 | 261.3 | 6:17.871 | 3 | 1:55.893 | 39.588 | 36.111 | 40.194 | 259.5 | 6:22.683 |
| 4 | 1:53.094 | 38.486 | 34.981 | 39.627 | 260.7 | 8:10.965 | 4 | 1:53.389 | 38.785 | 35.035 | 39.569 | 260.1 | 8:16.072 |
| 5 | 1:56.002 | 38.956 | 35.776 | 41.270 | 262.6 | 10:06.967 | 5 | 1:56.883 | 39.059 | 36.732 | 41.092 | 261.3 | 10:12.955 |
| 6 | 1:53.864 | 38.665 | 35.375 | 39.824 | 260.7 | 12:00.831 | 6 | 1:53.410 | 38.702 | 35.135 | 39.573 | 260.7 | 12:06.365 |
| 9 | Alessandro REVELLO Team Cars Racing Porsche 992 GT3 Cup | | | | | | 69 | Enzo STENTELLA BESTLAP SPORT Ferrari 488 Challenge evo | | | | | |
| 1 | 3:09.721 | 1:23.162 | 52.016 | 54.543 | 133.6 | 3:09.721 | 1 | 5:09.930 | 3:41.123 | 42.849 | 45.958 | 126.4 | 5:09.930 |
| 2 | 2:33.279 | 52.806 | 48.699 | 51.774 | 242.7 | 5:43.000 | 2 | 2:01.829 | 41.457 | 38.078 | 42.294 | 264.5 | 7:11.759 |
| 3 | 2:23.016 | 48.288 | 45.156 | 49.572 | 251.7 | 8:06.016 | 3 | 2:00.239 | 40.266 | 38.099 | 41.874 | 265.8 | 9:11.998 |
| 4 | 2:24.112 | 49.759 | 45.954 | 48.399 | 238.9 | 10:30.128 | 4 | 1:59.107 | 40.637 | 37.172 | 41.298 | 267.8 | 11:11.105 |
| 5 | 2:20.227 | 47.387 | 44.477 | 48.363 | 244.3 | 12:50.355 | 5 | 1:58.173 | 39.769 | 36.869 | 41.535 | 268.4 | 13:09.278 |
| 11 | Stefano INAMA DP Ferrari 458 | | | | | | 76 | Luciano TARABINI Autorlando Sport Porsche 992 GT3 Cup | | | | | |
| 1 | 3:17.142 | 1:50.889 | 41.895 | 44.358 | 129.1 | 3:17.142 | 1 | 2:49.924 | 1:20.508 | 44.262 | 45.154 | 128.8 | 2:49.924 |
| 2 | 2:02.160 | 42.461 | 37.758 | 41.941 | 258.9 | 5:19.302 | 2 | 1:57.719 | 40.716 | 36.816 | 40.187 | 258.2 | 4:47.643 |
| 3 | 1:57.772 | 40.103 | 36.715 | 40.954 | 260.1 | 7:17.074 | 3 | 2:04.203 | 39.347 | 37.880 | 46.976 | 260.1 | 6:51.846 |
| 4 | 1:56.247 | 39.552 | 36.273 | 40.422 | 261.3 | 9:13.321 | 4 | 1:58.462 | 39.578 | 38.231 | 40.653 | 260.1 | 8:50.308 |
| | | | | | | | 5 | 1:55.395 | 38.727 | 36.343 | 40.325 | 259.5 | 10:45.703 |
| | | | | | | | 6 | 1:55.661 | 38.610 | 36.826 | 40.225 | 259.5 | 12:41.364 |
| 13 | Adriano VISDOMINI Next Motorsport Porsche 991 GT3 Cup | | | | | | 101 | Roberto SESTINI DP Ferrari 458 | | | | | |
| 1 | 2:36.387 | 1:12.506 | 40.685 | 43.196 | 151.6 | 2:36.387 | 1 | 2:32.367 | 1:06.024 | 41.528 | 44.815 | 168.0 | 2:32.367 |
| 2 | 2:01.402 | 41.331 | 37.893 | 42.178 | 265.8 | 4:37.789 | 2 | 2:06.435 | 42.317 | 40.045 | 44.073 | 262.0 | 4:38.802 |
| 3 | 1:56.431 | 39.637 | 36.697 | 40.097 | 267.1 | 6:34.220 | 3 | 2:09.854 | 43.329 | 42.568 | 43.957 | 263.2 | 6:48.656 |
| 4 | 1:56.432 | 39.423 | 36.791 | 40.218 | 267.8 | 8:30.652 | 4 | 2:09.859 | 42.315 | 42.787 | 44.757 | 262.6 | 8:58.515 |
| 5 | 2:36.647 | 40.772 | | | 268.4 | 11:07.299 | 5 | 2:06.167 | 42.450 | 39.795 | 43.922 | 263.2 | 11:04.682 |
| | | | | | | | 6 | 2:05.251 | 42.275 | 39.185 | 43.791 | 262.0 | 13:09.933 |
| 18 | Mauro GUIDETTI Team Cars Racing Porsche 991 GT3 Cup | | | | | | 139 | "Alex FOX" FORMULA RACING Ferrari 296 Challenge | | | | | |
| 1 | 2:39.164 | 1:12.807 | 41.955 | 44.402 | 127.3 | 2:39.164 | 1 | 2:56.135 | 1:26.556 | 45.717 | 43.862 | 128.5 | 2:56.135 |
| 2 | 2:01.537 | 42.610 | 37.800 | 41.127 | 265.2 | 4:40.701 | 2 | 2:02.746 | 42.637 | 38.466 | 41.643 | 266.5 | 4:58.881 |
| 3 | 2:00.090 | 41.684 | 37.674 | 40.732 | 267.8 | 6:40.791 | 3 | 1:54.729 | 39.009 | 35.922 | 39.798 | 275.2 | 6:53.610 |
| 4 | 2:14.378 | 46.874 | 39.568 | 47.936 | 240.5 | 8:55.169 | 4 | 2:00.448 | 38.625 | 40.296 | 41.527 | 275.9 | 8:54.058 |
| 5 | 1:57.598 | 40.541 | 36.555 | 40.502 | 265.8 | 10:52.767 | 5 | 1:53.951 | 38.672 | 35.886 | 39.393 | 275.2 | 10:48.009 |
| 6 | 1:57.581 | 39.953 | 36.733 | 40.895 | 267.1 | 12:50.348 | 6 | 1:56.026 | 38.133 | 36.177 | 41.716 | 277.3 | 12:44.035 |
| 23 | Luigi GALLO BESTLAP SPORT Ferrari 488 Challenge evo | | | | | | | | | | | | |
| 1 | 3:38.134 | 2:18.259 | 38.285 | 41.590 | 153.6 | 3:38.134 | | | | | | | |
| 2 | 1:58.322 | 39.894 | 36.509 | 41.919 | 270.4 | 5:36.456 | | | | | | | |
| 3 | 1:54.858 | 39.346 | 36.164 | 39.348 | 269.8 | 7:31.314 | | | | | | | |

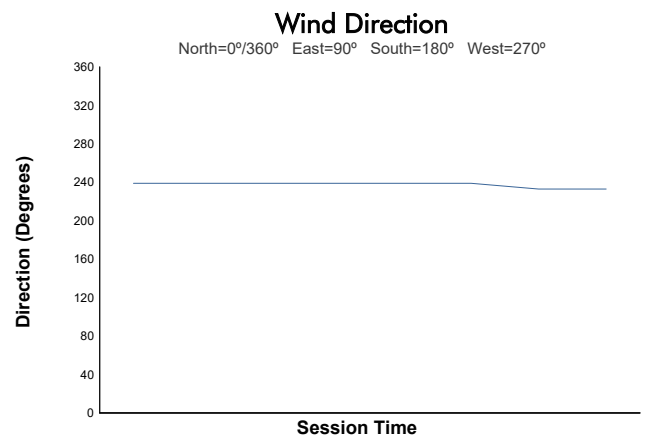
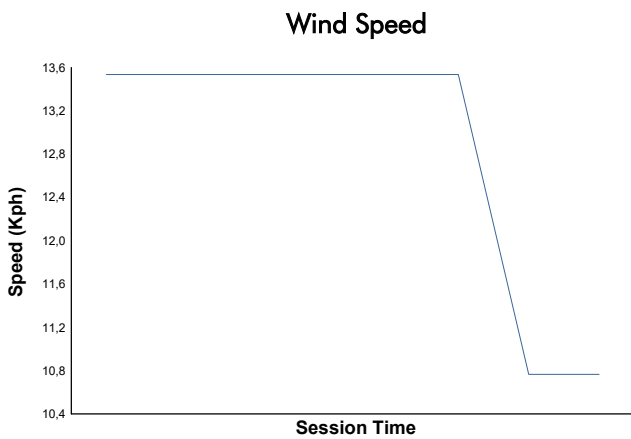
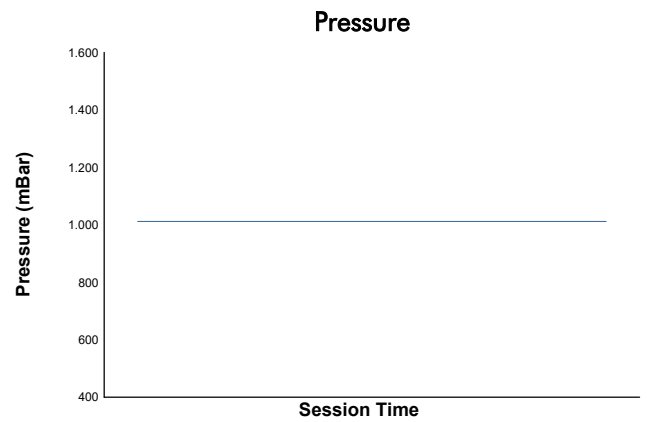
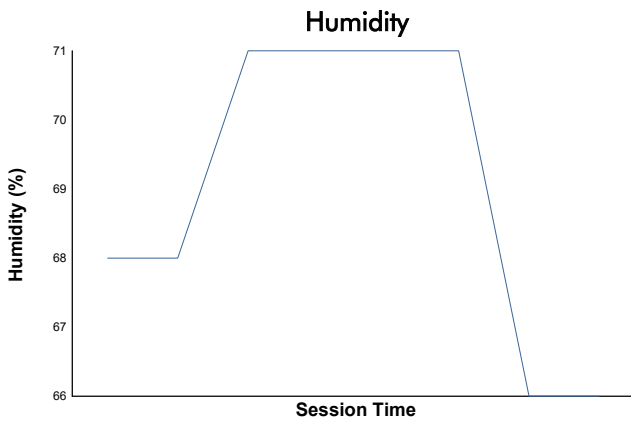
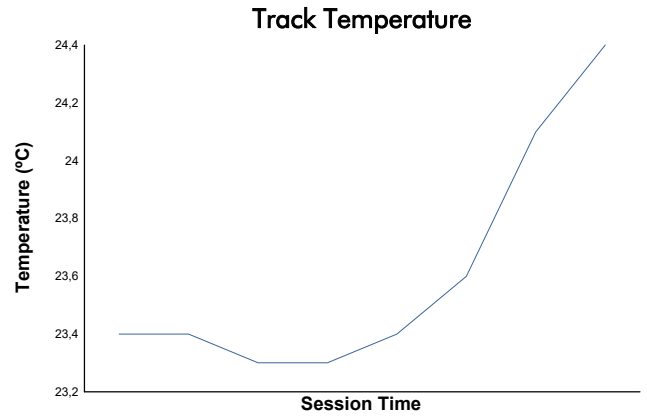
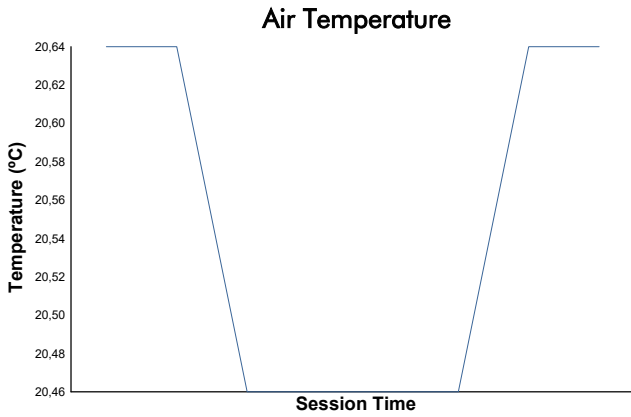


Mugello Racing Weekend

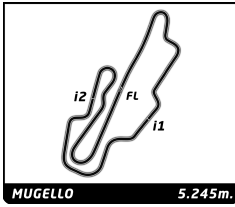
National GT Challenge

Qualifying 2

Weather Report



Track Status: **DRY**



National GT Challenge

Mugello Racing Weekend

Race 1 (22 Minutes)

Starting Grid

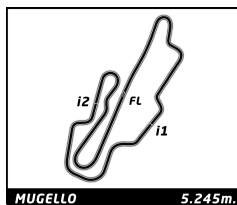
| | | | | | | | |
|----------|---------------------------|------------------|----|-------|-----|------------------|------------------|
| 2:24.752 | Alessandro REVELLO | Team Cars Racing | 9 | - 6 - | 69 | BESTLAP SPORT | Enzo STENTELLA |
| 1:58.799 | Mauro GUIDETTI | Team Cars Racing | 18 | - 5 - | 101 | DP | Roberto SESTINI |
| 1:56.604 | Massimo WANCOLLE | Team Cars Racing | 4 | - 4 - | 11 | DP | Stefano INAMA |
| 1:55.676 | Adriano VISDOMINI | Next Motorsport | 13 | - 3 - | 76 | Autorlando Sport | Luciano TARABINI |
| 1:54.393 | Riccardo ROMAGNOLI | Team Cars Racing | 43 | - 2 - | 139 | FORMULA RACING | "Alex FOX" |
| 1:53.700 | Danilo PAOLETTI | Team Track & go | 7 | - 1 - | 23 | BESTLAP SPORT | Luigi GALLO |

Pole

CAR 69 ADMITTED TO START ON BACK OF THE GRID DUE TO STEWARDS DECISION NR.1

Published at:

| | | | | | | | |
|---|--|----------------------------------|--|-----------------------------------|--|-----------------------------------|--|
| Stewards: Maria Grazia ARBERI CSAI 26127 | | Gianluca NATALONI CSAI 338031 | | Antonia MARMILLATA CSAI 371681 | | Timekeeper: Andrea RAPI | |
|---|--|----------------------------------|--|-----------------------------------|--|-----------------------------------|--|



National GT Challenge

Mugello Racing Weekend

Race 1 (20 Minutes)

Final Classification

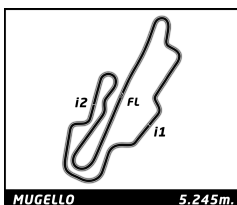
| No | Driver | Nat | Team | Car | Cl. | Laps | Total Time | Gap | Kph | Best Lap | | |
|-----------------------|-----------------------|-----|------------------|---------------------------|----------|------|------------------|-----------|-------|----------|-----------------|-------|
| | | | | | | | | | | Lap | Time | Kph |
| 1 | 23 Luigi GALLO | | BESTLAP SPORT | Ferrari 488 Challenge evo | GT Cup | 8 | 21:02.699 | - | 119.6 | 8 | 1:55.651 | 163.3 |
| 2 | 43 Riccardo ROMAGNOLI | | Team Cars Racing | Porsche 992 GT3 Cup | GT Cup | 8 | 21:03.130 | +0.431 | 119.6 | 8 | 1:55.646 | 163.3 |
| 3 | 7 Danilo PAOLETTI | | Team Track & go | Porsche 992 GT3 Cup | GT Cup | 8 | 21:03.753 | +1.054 | 119.5 | 8 | 1:55.853 | 163.0 |
| 4 | 76 Luciano TARABINI | | Autorlando Sport | Porsche 992 GT3 Cup | GT Cup | 8 | 21:08.380 | +5.681 | 119.1 | 6 | 1:57.511 | 160.7 |
| 5 | 13 Adriano VISDOMINI | | Next Motorsport | Porsche 991 GT3 Cup | GT Cup | 8 | 21:14.225 | +11.526 | 118.5 | 8 | 1:59.136 | 158.5 |
| 6 | 4 Massimo WANCOLLE | | Team Cars Racing | Porsche 992 GT3 Cup | GT Cup | 8 | 21:16.575 | +13.876 | 118.3 | 7 | 1:59.323 | 158.2 |
| 7 | 11 Stefano INAMA | | DP | Ferrari 458 | GT Cup L | 8 | 21:19.264 | +16.565 | 118.1 | 7 | 1:58.921 | 158.8 |
| 8 | 69 Enzo STENTELLA | | BESTLAP SPORT | Ferrari 488 Challenge evo | GT Cup | 8 | 21:24.152 | +21.453 | 117.6 | 7 | 1:59.501 | 158.0 |
| 9 | 18 Mauro GUIDETTI | | Team Cars Racing | Porsche 991 GT3 Cup | GT Cup | 8 | 21:27.513 | +24.814 | 117.3 | 8 | 1:59.893 | 157.5 |
| 10 | 9 Alessandro REVELLO | | Team Cars Racing | Porsche 992 GT3 Cup | GT Cup | 8 | 23:21.794 | +2:19.095 | 107.8 | 5 | 2:28.329 | 127.3 |
| 11 | 101 Roberto SESTINI | | DP | Ferrari 458 | GT Cup | 7 | 21:19.806 | 1 Lap | 103.3 | 7 | 2:11.026 | 144.1 |
| Not classified | | | | | | | | | | | | |
| 139 | "Alex FOX" | | FORMULA RACING | Ferrari 296 Challenge | GT X | 1 | 3:52.658 | | | | | |

| | | | |
|-----------------------|-------------------------|-----------------|-----------|
| Pole Position: | Danilo PAOLETTI | 1:53.700 | 166.1 Kph |
| Fastest Lap: | Lap8 Riccardo ROMAGNOLI | 1:55.646 | 163.3 Kph |

Published at:

Track Status: **DRY**

| | | | | |
|-----------------------------------|----------------------------------|-----------------------------------|--------------------|--|
| Stewards: | | | Timekeeper: | |
| Maria Grazia ARBERI CSAI 26127 | Gianluca NATALONI CSAI 338031 | Antonia MARMILLATA CSAI 371681 | Andrea RAPI | |



National GT Challenge

Mugello Racing Weekend

Race 1 (20 Minutes)

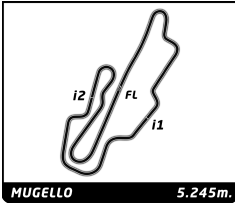
Final Classification by Class

| No | Driver | Nat | Team | Car | Laps | Total Time | Gap | Kph | Best Lap | | |
|---------------------|-----------------------|-----|------------------|---------------------------|------|------------|----------|-------|----------|----------|-------|
| | | | | | | | | | Lap | Time | Kph |
| GT Cup | | | | | | | | | | | |
| 1 | 23 Luigi GALLO | | BESTLAP SPORT | Ferrari 488 Challenge evo | 8 | 21:02.699 | | 119.6 | 8 | 1:55.651 | 163.3 |
| 2 | 43 Riccardo ROMAGNOLI | | Team Cars Racing | Porsche 992 GT3 Cup | 8 | 21:03.130 | +0.431 | 119.6 | 8 | 1:55.646 | 163.3 |
| 3 | 7 Danilo PAOLETTI | | Team Track & go | Porsche 992 GT3 Cup | 8 | 21:03.753 | +1.054 | 119.5 | 8 | 1:55.853 | 163.0 |
| 4 | 76 Luciano TARABINI | | Autorlando Sport | Porsche 992 GT3 Cup | 8 | 21:08.380 | +5.681 | 119.1 | 6 | 1:57.511 | 160.7 |
| 5 | 13 Adriano VISDOMINI | | Next Motorsport | Porsche 991 GT3 Cup | 8 | 21:14.225 | +11.526 | 118.5 | 8 | 1:59.136 | 158.5 |
| 6 | 4 Massimo WANCOLLE | | Team Cars Racing | Porsche 992 GT3 Cup | 8 | 21:16.575 | +13.876 | 118.3 | 7 | 1:59.323 | 158.2 |
| 7 | 69 Enzo STENTELLA | | BESTLAP SPORT | Ferrari 488 Challenge evo | 8 | 21:24.152 | +21.453 | 117.6 | 7 | 1:59.501 | 158.0 |
| 8 | 18 Mauro GUIDETTI | | Team Cars Racing | Porsche 991 GT3 Cup | 8 | 21:27.513 | +24.814 | 117.3 | 8 | 1:59.893 | 157.5 |
| 9 | 9 Alessandro REVELLO | | Team Cars Racing | Porsche 992 GT3 Cup | 8 | 23:21.794 | +219.095 | 107.8 | 5 | 2:28.329 | 127.3 |
| 10 | 101 Roberto SESTINI | | DP | Ferrari 458 | 7 | 21:19.806 | 1 Lap | 103.3 | 7 | 2:11.026 | 144.1 |
| GT Cup Light | | | | | | | | | | | |
| 1 | 11 Stefano INAMA | | DP | Ferrari 458 | 8 | 21:19.264 | | 118.1 | 7 | 1:58.921 | 158.8 |
| GT X | | | | | | | | | | | |
| ■ Not classified | | | | | | | | | | | |
| 139 | 'Alex FOX' | | FORMULA RACING | Ferrari 296 Challenge | 1 | 3:52.658 | | | | | |

Published at:

Track Status: **DRY**

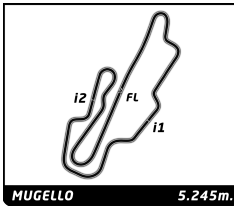
| | | | | | | | | |
|---|--|--|----------------------------------|--|-----------------------------------|--|-----------------------------------|--|
| Stewards: Maria Grazia ARBERI CSAI 26127 | | | Gianluca NATALONI CSAI 338031 | | Antonia MARMILLATA CSAI 371681 | | Timekeeper: Andrea RAPI | |
|---|--|--|----------------------------------|--|-----------------------------------|--|-----------------------------------|--|



National GT Challenge
Mugello Racing Weekend
Race 1

Lap Chart

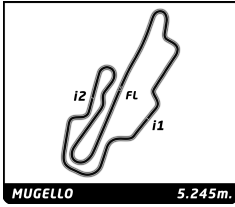
| No | Pos | Grid | Lap | | | | | | | | |
|-----|-----|------|-----|-----|-----|-----|-----|-----|----|----|----|
| | | | 1 | 2 | 3 | 4 | 5 | 6 | 7 | 8 | |
| 7 | 1 | 7 | 7 | 23 | 23 | 23 | 23 | 23 | 23 | 23 | 23 |
| 23 | 2 | 23 | 23 | 7 | 7 | 7 | 7 | 7 | 7 | 43 | 43 |
| 43 | 3 | 43 | 43 | 43 | 43 | 43 | 43 | 43 | 7 | 7 | |
| 139 | 4 | 139 | 139 | 76 | 76 | 76 | 76 | 76 | 76 | 76 | 76 |
| 13 | 5 | 13 | 13 | 13 | 13 | 13 | 13 | 13 | 13 | 13 | 13 |
| 76 | 6 | 76 | 76 | 4 | 4 | 4 | 4 | 4 | 4 | 4 | 4 |
| 4 | 7 | 4 | 4 | 11 | 11 | 11 | 11 | 11 | 11 | 11 | 11 |
| 11 | 8 | 11 | 11 | 18 | 18 | 18 | 18 | 69 | 69 | 69 | |
| 18 | 9 | 18 | 18 | 69 | 69 | 69 | 69 | 18 | 18 | 18 | |
| 101 | 10 | 101 | 101 | 101 | 101 | 101 | 9 | 9 | 9 | 9 | |
| 9 | 11 | 9 | 9 | 9 | 9 | 101 | 101 | 101 | | | |
| 69 | 12 | 69 | 69 | | | | | | | | |



National GT Challenge Mugello Racing Weekend Race 1

Best Sector Times

| Sector 1 | | | Sector 2 | | | Sector 3 | | | Pos | No Driver | Ideal Lap | Best Lap |
|----------|----------------|--------|----------------|--------|----------------|----------|-----|----------------|----------|-----------|-----------|----------|
| Pos | No Driver | Time | No Driver | Time | No Driver | Time | Pos | No Driver | | | | |
| 1 | 43 R.ROMAGNOLI | 39.053 | 43 R.ROMAGNOLI | 36.316 | 23 L.GALLO | 39.991 | 1 | 43 R.ROMAGNOLI | 1:55.522 | 1:55.646 | (1) | |
| 2 | 7 D.PAOLETTI | 39.142 | 23 L.GALLO | 36.397 | 7 D.PAOLETTI | 40.129 | 2 | 23 L.GALLO | 1:55.647 | 1:55.651 | (2) | |
| 3 | 23 L.GALLO | 39.259 | 7 D.PAOLETTI | 36.460 | 43 R.ROMAGNOLI | 40.153 | 3 | 7 D.PAOLETTI | 1:55.731 | 1:55.853 | (3) | |
| 4 | 76 L.TARABINI | 39.341 | 76 L.TARABINI | 37.007 | 76 L.TARABINI | 40.381 | 4 | 76 L.TARABINI | 1:56.729 | 1:57.511 | (4) | |
| 5 | 11 S.INAMA | 39.995 | 69 E.STENTELLA | 37.271 | 13 A.VISDOMINI | 40.894 | 5 | 13 A.VISDOMINI | 1:58.676 | 1:59.136 | (6) | |
| 6 | 13 A.VISDOMINI | 40.124 | 4 M.WANCOLLE | 37.386 | 18 M.GUIDETTI | 41.121 | 6 | 11 S.INAMA | 1:58.921 | 1:58.921 | (5) | |
| 7 | 4 M.WANCOLLE | 40.501 | 11 S.INAMA | 37.445 | 69 E.STENTELLA | 41.347 | 7 | 4 M.WANCOLLE | 1:59.287 | 1:59.323 | (7) | |
| 8 | 69 E.STENTELLA | 40.787 | 13 A.VISDOMINI | 37.658 | 4 M.WANCOLLE | 41.400 | 8 | 69 E.STENTELLA | 1:59.405 | 1:59.501 | (8) | |
| 9 | 18 M.GUIDETTI | 40.894 | 18 M.GUIDETTI | 37.878 | 11 S.INAMA | 41.481 | 9 | 18 M.GUIDETTI | 1:59.893 | 1:59.893 | (9) | |
| 10 | 101 R.SESTINI | 42.843 | 101 R.SESTINI | 40.987 | 101 R.SESTINI | 45.020 | 10 | 101 R.SESTINI | 2:08.850 | 2:11.026 | (10) | |
| 11 | 9 A.REVELLO | 48.657 | 9 A.REVELLO | 47.414 | 9 A.REVELLO | 50.771 | 11 | 9 A.REVELLO | 2:26.842 | 2:28.329 | (11) | |



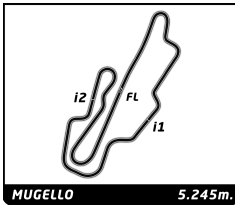
National GT Challenge

Mugello Racing Weekend

Race 1

Best Top Speed

| No Driver | Team | Class | Top 1 | | Top 2 | | Top 3 | | Top 4 | | Top 5 | | Avg |
|-----------------------|------------------|--------------|--------------|-----|-------|-----|-------|-----|-------|-----|-------|-----|-------|
| | | | Kph | Lap | Kph | Lap | Kph | Lap | Kph | Lap | Kph | Lap | |
| 23 Luigi GALLO | BESTLAP SPORT | GT Cup | 269.8 | 6 | 269.1 | 7 | 269.1 | 8 | 265.8 | 5 | 234.8 | 2 | 261,7 |
| 69 Enzo STENTELLA | BESTLAP SPORT | GT Cup | 269.8 | 5 | 268.4 | 6 | 266.5 | 7 | 265.8 | 8 | 226.0 | 2 | 259,3 |
| 13 Adriano VISDOMINI | Next Motorsport | GT Cup | 269.1 | 6 | 267.8 | 5 | 267.1 | 7 | 266.5 | 8 | 231.8 | 2 | 260,5 |
| 18 Mauro GUIDETTI | Team Cars Racing | GT Cup | 267.1 | 8 | 265.8 | 6 | 265.8 | 7 | 262.6 | 5 | 230.8 | 2 | 258,4 |
| 43 Riccardo ROMAGNOLI | Team Cars Racing | GT Cup | 267.1 | 7 | 265.2 | 6 | 262.6 | 5 | 262.6 | 8 | 226.5 | 2 | 256,8 |
| 7 Danilo PAOLETTI | Team Track & go | GT Cup | 264.5 | 5 | 262.0 | 6 | 262.0 | 8 | 260.7 | 7 | 221.4 | 2 | 254,1 |
| 4 Massimo WANCOLLE | Team Cars Racing | GT Cup | 263.9 | 7 | 263.9 | 8 | 262.0 | 6 | 260.7 | 5 | 227.9 | 2 | 255,7 |
| 11 Stefano INAMA | DP | GT Cup Light | 263.9 | 8 | 262.6 | 7 | 261.3 | 6 | 260.1 | 5 | 227.0 | 2 | 255,0 |
| 76 Luciano TARABINI | Autorlando Sport | GT Cup | 263.9 | 7 | 262.6 | 8 | 260.7 | 5 | 260.7 | 6 | 227.0 | 2 | 255,0 |
| 101 Roberto SESTINI | DP | GT Cup | 262.6 | 5 | 257.6 | 7 | 214.0 | 2 | 177.6 | 6 | 120.3 | 3 | 206,4 |
| 9 Alessandro REVELLO | Team Cars Racing | GT Cup | 249.9 | 5 | 240.0 | 3 | 237.4 | 6 | 234.8 | 7 | 227.9 | 8 | 238,0 |
| 139 "Alex FOX" | FORMULA RACING | GT X | | | | | | | | | | | |



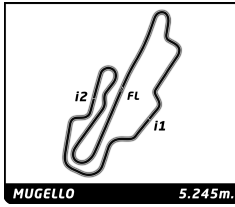
National GT Challenge

Mugello Racing Weekend

Race 1

Leader Sequence by Class

| No | Driver | Team | Car | Start Lap | End Lap | Laps | Total Laps |
|---------------------|------------------|-----------------|---------------------------|-----------|---------|------|------------|
| GT Cup | | | | | | | |
| 7 | Daniilo PAOLETTI | Team Track & go | Porsche 992 GT3 Cup | 1 | 1 | 1 | 1 |
| 23 | Luigi GALLO | BESTLAP SPORT | Ferrari 488 Challenge evo | 2 | 8 | 7 | 7 |
| GT Cup Light | | | | | | | |
| 11 | Stefano INAMA | DP | Ferrari 458 | 1 | 8 | 8 | 8 |
| GT X | | | | | | | |
| 139 | "Alex FOX" | FORMULA RACING | Ferrari 296 Challenge | 1 | 1 | 1 | 1 |



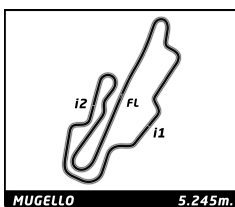
National GT Challenge

Mugello Racing Weekend

Race 1

Fastest Lap Sequence

| Elapsed | No | Driver | Team | Car | Class | Time | Kph | Lap |
|-----------|----|-------------------|------------------|---------------------------|--------|-----------------|-------|-----|
| 6:06.861 | 23 | Luigi GALLO | BESTLAP SPORT | Ferrari 488 Challenge evo | GT Cup | 2:14.909 | 140.0 | 2 |
| 15:11.886 | 23 | Luigi GALLO | BESTLAP SPORT | Ferrari 488 Challenge evo | GT Cup | 1:58.150 | 159.8 | 5 |
| 17:09.680 | 23 | Luigi GALLO | BESTLAP SPORT | Ferrari 488 Challenge evo | GT Cup | 1:57.794 | 160.3 | 6 |
| 17:11.068 | 76 | Luciano TARABINI | Autorlando Sport | Porsche 992 GT3 Cup | GT Cup | 1:57.511 | 160.7 | 6 |
| 19:07.048 | 23 | Luigi GALLO | BESTLAP SPORT | Ferrari 488 Challenge evo | GT Cup | 1:57.368 | 160.9 | 7 |
| 19:07.484 | 43 | Ricardo ROMAGNOLI | Team Cars Racing | Porsche 992 GT3 Cup | GT Cup | 1:56.983 | 161.4 | 7 |
| 21:02.699 | 23 | Luigi GALLO | BESTLAP SPORT | Ferrari 488 Challenge evo | GT Cup | 1:55.651 | 163.3 | 8 |
| 21:03.130 | 43 | Ricardo ROMAGNOLI | Team Cars Racing | Porsche 992 GT3 Cup | GT Cup | 1:55.646 | 163.3 | 8 |



National GT Challenge

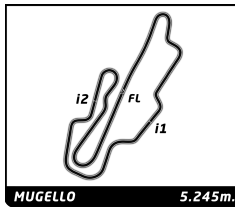
Mugello Racing Weekend

Race 1

Analysis by lap

Lapped ■

| No | Lap Time | Gap | No | Lap Time | Gap | No | Lap Time | Gap | No | Lap Time | Gap | No | Lap Time | Gap |
|--------------|----------|--------|--------------|----------|----------|----|----------|-----|----|----------|-----|----|----------|-----|
| Lap 1 | | | | | | | | | | | | | | |
| | | | 7 | 1:58.194 | 0.594 | | | | | | | | | |
| | | | 43 | 1:58.294 | 0.799 | | | | | | | | | |
| 7 | 3:51.868 | 0.000 | 76 | 1:58.788 | 1.671 | | | | | | | | | |
| 23 | 3:51.952 | 0.084 | 13 | 2:00.079 | 3.351 | | | | | | | | | |
| 43 | 3:52.348 | 0.480 | 4 | 2:01.442 | 5.572 | | | | | | | | | |
| 139 | 3:52.658 | 0.790 | 11 | 2:01.491 | 6.286 | | | | | | | | | |
| 13 | 3:53.499 | 1.631 | 18 | 2:03.720 | 11.914 | | | | | | | | | |
| 76 | 3:53.725 | 1.857 | 69 | 2:03.527 | 11.985 | | | | | | | | | |
| 4 | 3:54.049 | 2.181 | 9 | 2:28.329 | 40.224 | | | | | | | | | |
| 11 | 3:54.706 | 2.838 | 101 | 3:30.992 | 1:40.395 | | | | | | | | | |
| 18 | 3:55.166 | 3.298 | | | | | | | | | | | | |
| 101 | 3:55.362 | 3.494 | Lap 6 | | | | | | | | | | | |
| 9 | 3:56.199 | 4.331 | 23 | 1:57.794 | | | | | | | | | | |
| 69 | 3:56.262 | 4.394 | 7 | 1:57.909 | 0.709 | | | | | | | | | |
| Lap 2 | | | | | | | | | | | | | | |
| 23 | 2:14.909 | | 43 | 1:57.816 | 0.821 | | | | | | | | | |
| 7 | 2:15.755 | 0.762 | 76 | 1:57.511 | 1.388 | | | | | | | | | |
| 43 | 2:15.763 | 1.250 | 13 | 2:00.688 | 6.245 | | | | | | | | | |
| 76 | 2:15.249 | 2.113 | 4 | 1:59.742 | 7.520 | | | | | | | | | |
| 13 | 2:16.158 | 2.796 | 11 | 2:00.165 | 8.657 | | | | | | | | | |
| 4 | 2:15.899 | 3.087 | 69 | 2:00.708 | 14.899 | | | | | | | | | |
| 11 | 2:15.790 | 3.635 | 18 | 2:02.975 | 17.095 | | | | | | | | | |
| 18 | 2:17.442 | 5.747 | 9 | 2:28.541 | 1:10.971 | | | | | | | | | |
| 69 | 2:17.220 | 6.621 | Lap 7 | | | | | | | | | | | |
| 101 | 2:19.309 | 7.810 | 23 | 1:57.368 | | | | | | | | | | |
| 9 | 2:33.150 | 22.488 | 43 | 1:56.983 | 0.436 | | | | | | | | | |
| Lap 3 | | | | | | | | | | | | | | |
| | | | 7 | 1:57.511 | 0.852 | | | | | | | | | |
| 23 | 3:28.672 | | 101 | 2:16.499 | 1 Lap | | | | | | | | | |
| 7 | 3:28.996 | 1.086 | 76 | 1:58.367 | 2.387 | | | | | | | | | |
| 43 | 3:28.981 | 1.559 | 13 | 1:59.164 | 8.041 | | | | | | | | | |
| 76 | 3:29.193 | 2.634 | 4 | 1:59.323 | 9.475 | | | | | | | | | |
| 13 | 3:30.302 | 4.426 | 11 | 1:58.921 | 10.210 | | | | | | | | | |
| 4 | 3:30.477 | 4.892 | 69 | 1:59.501 | 17.032 | | | | | | | | | |
| 11 | 3:30.734 | 5.697 | 18 | 2:00.845 | 20.572 | | | | | | | | | |
| 18 | 3:29.508 | 6.583 | 9 | 2:29.710 | 1:43.313 | | | | | | | | | |
| 69 | 3:29.427 | 7.376 | Lap 8 | | | | | | | | | | | |
| 101 | 3:28.935 | 8.073 | 23 | 1:55.651 | | | | | | | | | | |
| 9 | 3:15.056 | 8.872 | 43 | 1:55.646 | 0.431 | | | | | | | | | |
| Lap 4 | | | | | | | | | | | | | | |
| | | | 7 | 1:55.853 | 1.054 | | | | | | | | | |
| 23 | 3:38.203 | | 76 | 1:58.945 | 5.681 | | | | | | | | | |
| 7 | 3:37.667 | 0.550 | 13 | 1:59.136 | 11.526 | | | | | | | | | |
| 43 | 3:37.299 | 0.655 | 4 | 2:00.052 | 13.876 | | | | | | | | | |
| 76 | 3:36.602 | 1.033 | 11 | 2:02.006 | 16.565 | | | | | | | | | |
| 13 | 3:35.199 | 1.422 | 101 | 2:11.026 | 1 Lap | | | | | | | | | |
| 4 | 3:35.591 | 2.280 | 69 | 2:00.072 | 21.453 | | | | | | | | | |
| 11 | 3:35.451 | 2.945 | 18 | 1:59.893 | 24.814 | | | | | | | | | |
| 18 | 3:37.964 | 6.344 | 9 | 2:31.433 | 2:19.095 | | | | | | | | | |
| 69 | 3:37.435 | 6.608 | Lap 5 | | | | | | | | | | | |
| 101 | 3:37.683 | 7.553 | 23 | 1:58.150 | | | | | | | | | | |
| 9 | 3:39.376 | 10.045 | | | | | | | | | | | | |



National GT Challenge

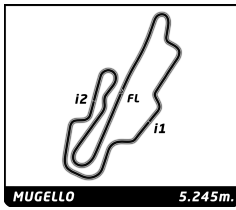
Mugello Racing Weekend

Race 1

Sector Analysis

— Invalidated Lap ■ Personal Best ■ Session Best B Crossing the pit lane

| Lap | Time | Sector 1 | Sector 2 | Sector 3 | T.Sp | Elapsed | Lap | Time | Sector 1 | Sector 2 | Sector 3 | T.Sp | Elapsed |
|-----------|---|---------------|---------------|---------------|-------|-----------|-----------|---|---------------|---------------|---------------|-------|-----------|
| 4 | Massimo WANCOLLE Team Cars Racing Porsche 992 GT3 Cup | | | | | | 18 | Mauro GUIDETTI Team Cars Racing Porsche 991 GT3 Cup | | | | | |
| 1 | 3:54.049 | 1:25.440 | 1:10.281 | 1:18.328 | | 3:54.049 | 1 | 3:55.166 | 1:28.638 | 1:10.256 | 1:16.272 | | 3:55.166 |
| 2 | 2:15.899 | 43.151 | 38.323 | 54.425 | 227.9 | 6:09.948 | 2 | 2:17.442 | 44.531 | 39.267 | 53.644 | 230.8 | 6:12.608 |
| 3 | 3:30.477 | 1:11.625 | 1:05.814 | 1:13.038 | 107.2 | 9:40.425 | 3 | 3:29.508 | 1:10.830 | 1:06.136 | 1:12.542 | 115.2 | 9:42.116 |
| 4 | 3:35.591 | 1:16.514 | 1:08.538 | 1:10.539 | 110.3 | 13:16.016 | 4 | 3:37.964 | 1:16.871 | 1:08.523 | 1:12.570 | 96.6 | 13:20.080 |
| 5 | 2:01.442 | 41.605 | 38.280 | 41.557 | 260.7 | 15:17.458 | 5 | 2:03.720 | 42.808 | 38.754 | 42.158 | 262.6 | 15:23.800 |
| 6 | 1:59.742 | 40.522 | 37.501 | 41.719 | 262.0 | 17:17.200 | 6 | 2:02.975 | 42.209 | 38.614 | 42.152 | 265.8 | 17:26.775 |
| 7 | 1:59.323 | 40.501 | 37.422 | 41.400 | 263.9 | 19:16.523 | 7 | 2:00.845 | 41.084 | 38.174 | 41.587 | 265.8 | 19:27.620 |
| 8 | 2:00.052 | 40.676 | 37.386 | 41.990 | 263.9 | 21:16.575 | 8 | 1:59.893 | 40.894 | 37.878 | 41.121 | 267.1 | 21:27.513 |
| 7 | Danilo PAOLETTI Team Track & go Porsche 992 GT3 Cup | | | | | | 23 | Luigi GALLO BESTLAP SPORT Ferrari 488 Challenge evo | | | | | |
| 1 | 3:51.868 | 1:18.010 | 1:11.860 | 1:21.998 | | 3:51.868 | 1 | 3:51.952 | 1:19.147 | 1:11.489 | 1:21.316 | | 3:51.952 |
| 2 | 2:15.755 | 42.652 | 37.908 | 55.195 | 221.4 | 6:07.623 | 2 | 2:14.909 | 42.147 | 37.864 | 54.898 | 234.8 | 6:06.861 |
| 3 | 3:28.996 | 1:10.999 | 1:05.267 | 1:12.730 | 111.1 | 9:36.619 | 3 | 3:28.672 | 1:10.769 | 1:04.975 | 1:12.928 | 120.4 | 9:35.533 |
| 4 | 3:37.667 | 1:16.675 | 1:09.154 | 1:11.838 | 102.8 | 13:14.286 | 4 | 3:38.203 | 1:16.478 | 1:09.424 | 1:12.301 | 113.4 | 13:13.736 |
| 5 | 1:58.194 | 40.473 | 37.372 | 40.349 | 264.5 | 15:12.480 | 5 | 1:58.150 | 40.817 | 37.191 | 40.142 | 265.8 | 15:11.886 |
| 6 | 1:57.909 | 39.812 | 37.387 | 40.710 | 262.0 | 17:10.389 | 6 | 1:57.794 | 40.273 | 37.295 | 40.226 | 269.8 | 17:09.680 |
| 7 | 1:57.511 | 39.664 | 36.460 | 41.387 | 260.7 | 19:07.900 | 7 | 1:57.368 | 39.580 | 36.397 | 41.391 | 269.1 | 19:07.048 |
| 8 | 1:55.853 | 39.142 | 36.582 | 40.129 | 262.0 | 21:03.753 | 8 | 1:55.651 | 39.259 | 36.401 | 39.991 | 269.1 | 21:02.699 |
| 9 | Alessandro REVELLO Team Cars Racing Porsche 992 GT3 Cup | | | | | | 43 | Riccardo ROMAGNOLI Team Cars Racing Porsche 992 GT3 Cup | | | | | |
| 1 | 3:56.199 | 1:30.159 | 1:09.828 | 1:16.212 | | 3:56.199 | 1 | 3:52.348 | 1:20.547 | 1:10.690 | 1:21.111 | | 3:52.348 |
| 2 | 2:33.150 | 51.774 | 48.697 | 52.679 | 211.1 | 6:29.349 | 2 | 2:15.763 | 42.343 | 37.931 | 55.489 | 226.5 | 6:08.111 |
| 3 | 3:15.056 | 56.922 | 1:05.974 | 1:12.160 | 240.0 | 9:44.405 | 3 | 3:28.981 | 1:11.162 | 1:05.639 | 1:12.180 | 108.5 | 9:37.092 |
| 4 | 3:39.376 | 1:16.791 | 1:08.395 | 1:14.190 | 104.6 | 13:23.781 | 4 | 3:37.299 | 1:17.160 | 1:08.698 | 1:11.441 | 98.8 | 13:14.391 |
| 5 | 2:28.329 | 48.657 | 48.179 | 51.493 | 249.9 | 15:52.110 | 5 | 1:58.294 | 40.572 | 37.424 | 40.298 | 262.6 | 15:12.685 |
| 6 | 2:28.541 | 50.201 | 47.569 | 50.771 | 237.4 | 18:20.651 | 6 | 1:57.816 | 39.838 | 37.342 | 40.636 | 265.2 | 17:10.501 |
| 7 | 2:29.710 | 50.510 | 47.983 | 51.217 | 234.8 | 20:50.361 | 7 | 1:56.983 | 39.053 | 36.316 | 41.614 | 267.1 | 19:07.484 |
| 8 | 2:31.433 | 50.808 | 47.414 | 53.211 | 227.9 | 23:21.794 | 8 | 1:55.646 | 39.062 | 36.431 | 40.153 | 262.6 | 21:03.130 |
| 11 | Stefano INAMA DP Ferrari 458 | | | | | | 69 | Enzo STENTELLA BESTLAP SPORT Ferrari 488 Challenge evo | | | | | |
| 1 | 3:54.706 | 1:26.301 | 1:10.525 | 1:17.880 | | 3:54.706 | 1 | 3:56.262 | 1:31.371 | 1:09.968 | 1:14.923 | | 3:56.262 |
| 2 | 2:15.790 | 43.066 | 38.224 | 54.500 | 227.0 | 6:10.496 | 2 | 2:17.220 | 44.753 | 38.238 | 54.229 | 226.0 | 6:13.482 |
| 3 | 3:30.734 | 1:11.861 | 1:05.984 | 1:12.889 | 110.8 | 9:41.230 | 3 | 3:29.427 | 1:10.455 | 1:06.542 | 1:12.430 | 116.8 | 9:42.909 |
| 4 | 3:35.451 | 1:16.481 | 1:08.590 | 1:10.380 | 113.4 | 13:16.681 | 4 | 3:37.435 | 1:16.932 | 1:08.392 | 1:12.111 | 100.2 | 13:20.344 |
| 5 | 2:01.491 | 41.407 | 38.307 | 41.777 | 260.1 | 15:18.172 | 5 | 2:03.527 | 41.971 | 38.719 | 42.837 | 269.8 | 15:23.871 |
| 6 | 2:00.165 | 40.373 | 37.980 | 41.812 | 261.3 | 17:18.337 | 6 | 2:00.708 | 40.913 | 37.917 | 41.878 | 268.4 | 17:24.579 |
| 7 | 1:58.921 | 39.995 | 37.445 | 41.481 | 262.6 | 19:17.258 | 7 | 1:59.501 | 40.883 | 37.271 | 41.347 | 266.5 | 19:24.080 |
| 8 | 2:02.006 | 40.527 | 37.679 | 43.800 | 263.9 | 21:19.264 | 8 | 2:00.072 | 40.787 | 37.806 | 41.479 | 265.8 | 21:24.152 |
| 13 | Adriano VISDOMINI Next Motorsport Porsche 991 GT3 Cup | | | | | | 76 | Luciano TARABINI Autorlando Sport Porsche 992 GT3 Cup | | | | | |
| 1 | 3:53.499 | 1:23.201 | 1:10.365 | 1:19.933 | | 3:53.499 | 1 | 3:53.725 | 1:24.647 | 1:10.465 | 1:18.613 | | 3:53.725 |
| 2 | 2:16.158 | 43.053 | 38.396 | 54.709 | 231.8 | 6:09.657 | 2 | 2:15.249 | 42.838 | 37.140 | 55.271 | 227.0 | 6:08.974 |
| 3 | 3:30.302 | 1:11.413 | 1:05.787 | 1:13.102 | 112.4 | 9:39.959 | 3 | 3:29.193 | 1:11.102 | 1:05.540 | 1:12.551 | 110.4 | 9:38.167 |
| 4 | 3:35.199 | 1:16.584 | 1:08.305 | 1:10.310 | 108.7 | 13:15.158 | 4 | 3:36.602 | 1:17.077 | 1:08.551 | 1:10.974 | 115.5 | 13:14.769 |
| 5 | 2:00.079 | 41.337 | 37.658 | 41.084 | 267.8 | 15:15.237 | 5 | 1:58.788 | 40.425 | 37.492 | 40.871 | 260.7 | 15:13.557 |
| 6 | 2:00.688 | 41.323 | 38.413 | 40.952 | 269.1 | 17:15.925 | 6 | 1:57.511 | 39.341 | 37.233 | 40.937 | 260.7 | 17:11.068 |
| 7 | 1:59.164 | 40.470 | 37.800 | 40.894 | 267.1 | 19:15.089 | 7 | 1:58.367 | 40.034 | 37.690 | 40.643 | 263.9 | 19:09.435 |
| 8 | 1:59.136 | 40.124 | 37.988 | 41.024 | 266.5 | 21:14.225 | 8 | 1:58.945 | 41.557 | 37.007 | 40.381 | 262.6 | 21:08.380 |



National GT Challenge

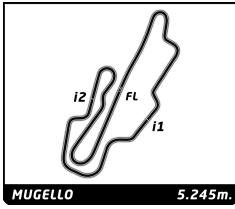
Mugello Racing Weekend

Race 1

Sector Analysis

_ Invalidated Lap
 ■ Personal Best
 ■ Session Best
 B Crossing the pit lane

| Lap | Time | Sector 1 | Sector 2 | Sector 3 | T.Spd | Elapsed | Lap | Time | Sector 1 | Sector 2 | Sector 3 | T.Spd | Elapsed |
|----------------------------|-------------------|---------------|-----------------|-----------------|-------|-----------|-----------------------|------|----------|----------|----------|-------|---------|
| 101 Roberto SESTINI | | | | | | | | | | | | | |
| DP | | | | | | | Ferrari 458 | | | | | | |
| 1 | 3:55.362 | 1:29.022 | 1:10.723 | 1:15.617 | | 3:55.362 | | | | | | | |
| 2 | 2:19.309 | 45.573 | 41.913 | 51.823 | 214.0 | 6:14.671 | | | | | | | |
| 3 | 3:28.935 | 1:10.305 | 1:06.379 | 1:12.251 | 120.3 | 9:43.606 | | | | | | | |
| 4 | 3:37.683 | 1:16.949 | 1:08.439 | 1:12.295 | 100.6 | 13:21.289 | | | | | | | |
| 5 | 3:30.992 B | 42.843 | 41.006 | 2:07.143 | 262.6 | 16:52.281 | | | | | | | |
| 6 | 2:16.499 | 50.492 | 40.987 | 45.020 | 177.6 | 19:08.780 | | | | | | | |
| 7 | 2:11.026 | 43.507 | 41.983 | 45.536 | 257.6 | 21:19.806 | | | | | | | |
| 139 "Alex FOX" | | | | | | | | | | | | | |
| FORMULA RACING | | | | | | | Ferrari 296 Challenge | | | | | | |
| 1 | 3:52.658 | 1:22.273 | 1:10.279 | 1:20.106 | | 3:52.658 | | | | | | | |

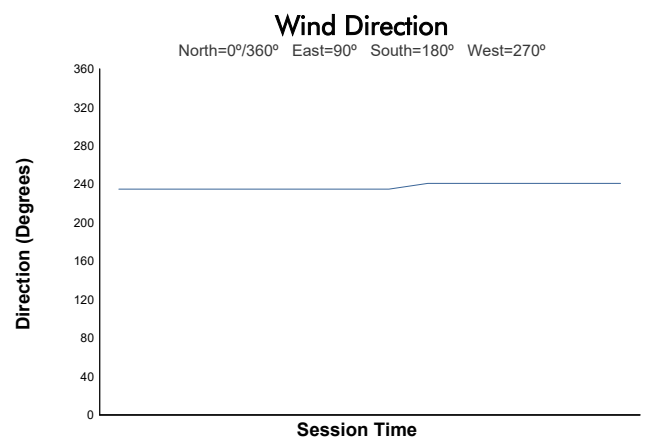
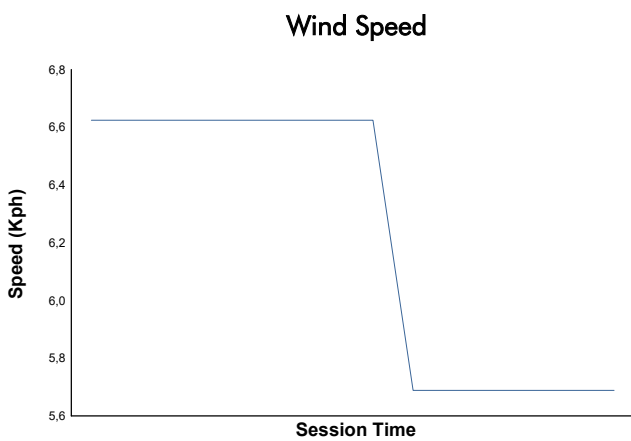
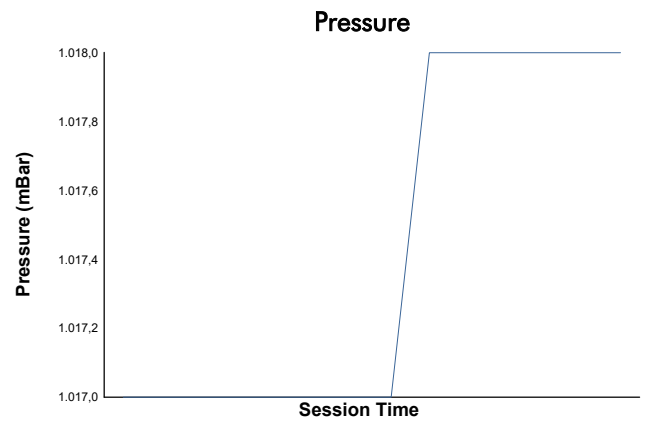
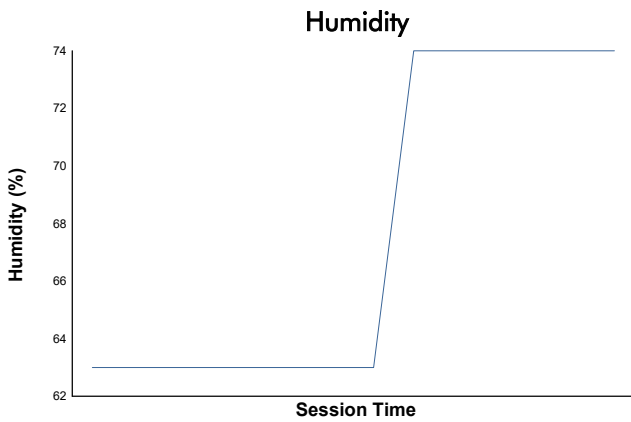
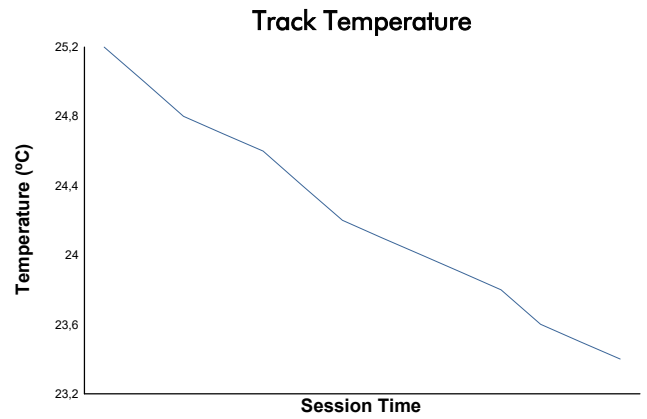
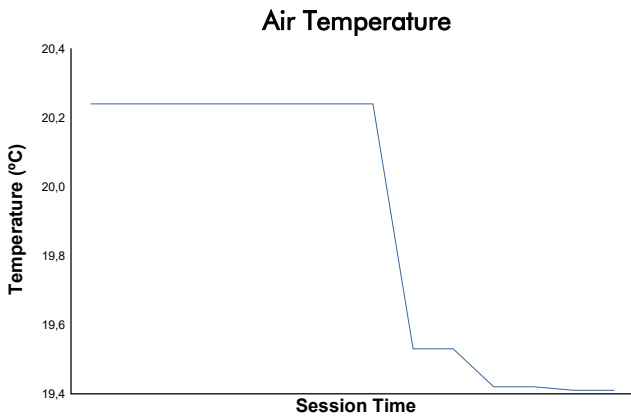


Mugello Racing Weekend

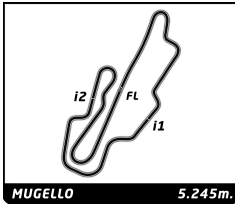
National GT Challenge

Race 1

Weather Report



Track Status: **DRY**



National GT Challenge
Mugello Racing Weekend
Race 2 (25 Minutes)

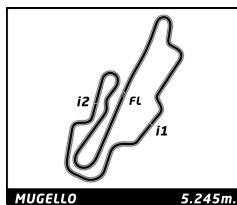
Starting Grid

| | | | | | | | |
|----------|-------------------------|---------------------|-------|-----|------------------|--------------------|----------|
| 2:05.251 | Roberto SESTINI | DP 101 | - 6 - | 9 | Team Cars Racing | Alessandro REVELLO | 2:20.227 |
| 1:57.581 | Mauro GUIDETTI | Team Cars Racing 18 | - 5 - | 69 | BESTLAP SPORT | Enzo STENTELLA | 1:58.173 |
| 1:56.247 | Stefano INAMA | DP 11 | - 4 - | 13 | Next Motorsport | Adriano VISDOMINI | 1:56.431 |
| 1:54.770 | Massimo WANCOLLE | Team Cars Racing 4 | - 3 - | 76 | Autorlando Sport | Luciano TARABINI | 1:55.395 |
| 1:53.534 | Luigi GALLO | BESTLAP SPORT 23 | - 2 - | 139 | FORMULA RACING | "Alex FOX" | 1:53.951 |
| 1:53.094 | Danilo PAOLETTI | Team Track & go 7 | - 1 - | 43 | Team Cars Racing | Riccardo ROMAGNOLI | 1:53.389 |

Pole

Published at:

| | | | |
|---|----------------------------------|-----------------------------------|-----------------------------------|
| Stewards: Maria Grazia ARBERI CSAI 26127 | Gianluca NATALONI CSAI 338031 | Antonia MARMILLATA CSAI 371681 | Timekeeper: Andrea RAPI |
|---|----------------------------------|-----------------------------------|-----------------------------------|



National GT Challenge

Mugello Racing Weekend

Race 2 (25 Minutes)

Final Classification

| No | Driver | Nat | Team | Car | Cl. | Laps | Total Time | Gap | Kph | Best Lap | | |
|----|-----------------------|-----|------------------|---------------------------|----------|------|------------------|-----------|-------|----------|-----------------|-------|
| | | | | | | | | | | Lap | Time | Kph |
| 1 | 43 Riccardo ROMAGNOLI | | Team Cars Racing | Porsche 992 GT3 Cup | GT Cup | 13 | 25:03.926 | - | 163.2 | 9 | 1:54.487 | 164.9 |
| 2 | 7 Danilo PAOLETTI | | Team Track & go | Porsche 992 GT3 Cup | GT Cup | 13 | 25:07.301 | +3.375 | 162.9 | 3 | 1:54.906 | 164.3 |
| 3 | 23 Luigi GALLO | | BESTLAP SPORT | Ferrari 488 Challenge evo | GT Cup | 13 | 25:44.679 | +40.753 | 158.9 | 4 | 1:55.007 | 164.2 |
| 4 | 76 Luciano TARABINI | | Autorlando Sport | Porsche 992 GT3 Cup | GT Cup | 13 | 25:57.494 | +53.568 | 157.6 | 7 | 1:56.313 | 162.3 |
| 5 | 4 Massimo WANCOLLE | | Team Cars Racing | Porsche 992 GT3 Cup | GT Cup | 13 | 26:07.311 | +1:03.385 | 156.6 | 9 | 1:58.084 | 159.9 |
| 6 | 18 Mauro GUIDETTI | | Team Cars Racing | Porsche 991 GT3 Cup | GT Cup | 13 | 26:13.761 | +1:09.835 | 156.0 | 3 | 1:58.414 | 159.5 |
| 7 | 11 Stefano INAMA | | DP | Ferrari 458 | GT Cup L | 13 | 26:15.617 | +1:11.691 | 155.8 | 12 | 1:58.044 | 160.0 |
| 8 | 13 Adriano VISDOMINI | | Next Motorsport | Porsche 991 GT3 Cup | GT Cup | 13 | 26:33.564 | +1:29.638 | 154.0 | 9 | 1:58.259 | 159.7 |
| 9 | 69 Enzo STENTELLA | | BESTLAP SPORT | Ferrari 488 Challenge evo | GT Cup | 13 | 26:37.216 | +1:33.290 | 153.7 | 6 | 1:59.162 | 158.5 |
| 10 | 101 Roberto SESTINI | | DP | Ferrari 458 | GT Cup | 12 | 25:16.426 | 1 Lap | 149.4 | 6 | 2:03.567 | 152.8 |
| 11 | 9 Alessandro REVELLO | | Team Cars Racing | Porsche 992 GT3 Cup | GT Cup | 11 | 26:48.731 | 2 Laps | 129.1 | 4 | 2:23.191 | 131.9 |

Not Started

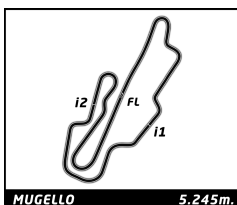
139 "Alex FOX" FORMULA RACING Ferrari 296 Challenge GT X

| | | | |
|-----------------------|-------------------------|-----------------|-----------|
| Pole Position: | Danilo PAOLETTI | 1:53.094 | 167.0 Kph |
| Fastest Lap: | Lap9 Riccardo ROMAGNOLI | 1:54.487 | 164.9 Kph |

Published at:

Track Status: **DRY**

| | | | | |
|-----------------------------------|----------------------------------|-----------------------------------|--------------------|--|
| Stewards: | | | Timekeeper: | |
| Maria Grazia ARBERI CSAI 26127 | Gianluca NATALONI CSAI 338031 | Antonia MARMILLATA CSAI 371681 | Andrea RAPI | |



National GT Challenge

Mugello Racing Weekend

Race 2 (25 Minutes)

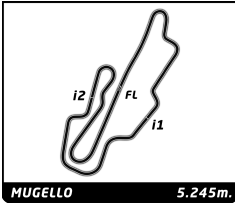
Final Classification by Class

| No | Driver | Nat | Team | Car | Laps | Total Time | Gap | Kph | Best Lap | | |
|---------------------|-----------------------|-----|------------------|---------------------------|------|------------------|-----------|-------|----------|-----------------|-------|
| | | | | | | | | | Lap | Time | Kph |
| GT Cup | | | | | | | | | | | |
| 1 | 43 Riccardo ROMAGNOLI | | Team Cars Racing | Porsche 992 GT3 Cup | 13 | 25:03.926 | | 163.2 | 9 | 1:54.487 | 164.9 |
| 2 | 7 Danilo PAOLETTI | | Team Track & go | Porsche 992 GT3 Cup | 13 | 25:07.301 | +3.375 | 162.9 | 3 | 1:54.906 | 164.3 |
| 3 | 23 Luigi GALLO | | BESTLAP SPORT | Ferrari 488 Challenge evo | 13 | 25:44.679 | +40.753 | 158.9 | 4 | 1:55.007 | 164.2 |
| 4 | 76 Luciano TARABINI | | Autorlando Sport | Porsche 992 GT3 Cup | 13 | 25:57.494 | +53.568 | 157.6 | 7 | 1:56.313 | 162.3 |
| 5 | 4 Massimo WANCOLLE | | Team Cars Racing | Porsche 992 GT3 Cup | 13 | 26:07.311 | +1'03.385 | 156.6 | 9 | 1:58.084 | 159.9 |
| 6 | 18 Mauro GUIDETTI | | Team Cars Racing | Porsche 991 GT3 Cup | 13 | 26:13.761 | +1'09.835 | 156.0 | 3 | 1:58.414 | 159.5 |
| 7 | 13 Adriano VISDOMINI | | Next Motorsport | Porsche 991 GT3 Cup | 13 | 26:33.564 | +1'29.638 | 154.0 | 9 | 1:58.259 | 159.7 |
| 8 | 69 Enzo STENTELLA | | BESTLAP SPORT | Ferrari 488 Challenge evo | 13 | 26:37.216 | +1'33.290 | 153.7 | 6 | 1:59.162 | 158.5 |
| 9 | 101 Roberto SESTINI | | DP | Ferrari 458 | 12 | 25:16.426 | 1 Lap | 149.4 | 6 | 2:03.567 | 152.8 |
| 10 | 9 Alessandro REVELLO | | Team Cars Racing | Porsche 992 GT3 Cup | 11 | 26:48.731 | 2 Laps | 129.1 | 4 | 2:23.191 | 131.9 |
| GT Cup Light | | | | | | | | | | | |
| 1 | 11 Stefano INAMA | | DP | Ferrari 458 | 13 | 26:15.617 | | 155.8 | 12 | 1:58.044 | 160.0 |
| GT X | | | | | | | | | | | |
| | 139 Alex FOX | | FORMULA RACING | Ferrari 296 Challenge | | | | | | | |

Published at:

Track Status: **DRY**

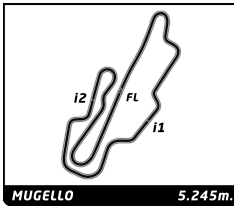
| | | | | | | | | |
|---|--|--|----------------------------------|--|-----------------------------------|--|-----------------------------------|--|
| Stewards: Maria Grazia ARBERI CSAI 26127 | | | Gianluca NATALONI CSAI 338031 | | Antonia MARMILLATA CSAI 371681 | | Timekeeper: Andrea RAPI | |
|---|--|--|----------------------------------|--|-----------------------------------|--|-----------------------------------|--|



National GT Challenge
Mugello Racing Weekend
Race 2

Lap Chart

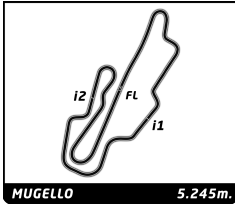
| No | Pos | Grid | Lap | | | | | | | | | | | | |
|-----|-----|------|-----|-----|-----|-----|-----|-----|-----|-----|-----|-----|-----|-----|----|
| | | | 1 | 2 | 3 | 4 | 5 | 6 | 7 | 8 | 9 | 10 | 11 | 12 | 13 |
| 7 | 1 | 7 | 43 | 7 | 7 | 7 | 7 | 7 | 7 | 43 | 43 | 43 | 43 | 43 | 43 |
| 43 | 2 | 43 | 7 | 43 | 43 | 43 | 43 | 43 | 43 | 7 | 7 | 7 | 7 | 7 | 7 |
| 23 | 3 | 23 | 23 | 23 | 23 | 23 | 23 | 23 | 23 | 23 | 23 | 23 | 23 | 23 | 23 |
| 139 | 4 | 139 | 4 | 18 | 18 | 18 | 18 | 18 | 18 | 18 | 18 | 18 | 76 | 76 | 76 |
| 4 | 5 | 4 | 11 | 4 | 4 | 4 | 69 | 69 | 69 | 4 | 4 | 76 | 4 | 4 | 4 |
| 76 | 6 | 76 | 18 | 69 | 69 | 69 | 13 | 4 | 4 | 13 | 76 | 4 | 18 | 18 | 18 |
| 11 | 7 | 11 | 69 | 13 | 13 | 13 | 4 | 13 | 13 | 76 | 13 | 13 | 11 | 11 | 11 |
| 13 | 8 | 13 | 13 | 101 | 101 | 76 | 76 | 76 | 76 | 69 | 69 | 69 | 69 | 69 | 13 |
| 18 | 9 | 18 | 101 | 76 | 76 | 11 | 11 | 11 | 11 | 11 | 11 | 11 | 13 | 13 | 69 |
| 69 | 10 | 69 | 76 | 11 | 11 | 101 | 101 | 101 | 101 | 101 | 101 | 101 | 101 | 101 | |
| 101 | 11 | 101 | 9 | 9 | 9 | 9 | 9 | 9 | 9 | 9 | 9 | 9 | 9 | 9 | |
| 9 | 12 | 9 | | | | | | | | | | | | | |



National GT Challenge Mugello Racing Weekend Race 2

Best Sector Times

| Sector 1 | | | Sector 2 | | | Sector 3 | | | Pos | No Driver | Ideal Lap | Best Lap | |
|----------|----------------|--------|----------------|--------|----------------|----------|----|----------------|----------|-----------|-----------|----------|--|
| Pos | No Driver | Time | No Driver | Time | No Driver | Time | | | | | | | |
| 1 | 43 R.ROMAGNOLI | 38.873 | 43 R.ROMAGNOLI | 35.521 | 23 L.GALLO | 39.573 | 1 | 43 R.ROMAGNOLI | 1:54.228 | 1:54.487 | (1) | | |
| 2 | 7 D.PAOLETTI | 38.961 | 7 D.PAOLETTI | 35.698 | 43 R.ROMAGNOLI | 39.834 | 2 | 7 D.PAOLETTI | 1:54.507 | 1:54.906 | (2) | | |
| 3 | 76 L.TARABINI | 39.065 | 23 L.GALLO | 36.049 | 7 D.PAOLETTI | 39.848 | 3 | 23 L.GALLO | 1:54.819 | 1:55.007 | (3) | | |
| 4 | 23 L.GALLO | 39.197 | 76 L.TARABINI | 36.410 | 76 L.TARABINI | 40.493 | 4 | 76 L.TARABINI | 1:55.968 | 1:56.313 | (4) | | |
| 5 | 11 S.INAMA | 39.615 | 4 M.WANCOLLE | 36.849 | 18 M.GUIDETTI | 40.620 | 5 | 11 S.INAMA | 1:57.671 | 1:58.044 | (5) | | |
| 6 | 4 M.WANCOLLE | 39.682 | 11 S.INAMA | 37.040 | 13 A.VISDOMINI | 40.808 | 6 | 13 A.VISDOMINI | 1:57.771 | 1:58.259 | (7) | | |
| 7 | 13 A.VISDOMINI | 39.767 | 18 M.GUIDETTI | 37.127 | 69 E.STENTELLA | 40.949 | 7 | 4 M.WANCOLLE | 1:57.802 | 1:58.084 | (6) | | |
| 8 | 18 M.GUIDETTI | 40.140 | 13 A.VISDOMINI | 37.196 | 11 S.INAMA | 41.016 | 8 | 18 M.GUIDETTI | 1:57.887 | 1:58.414 | (8) | | |
| 9 | 69 E.STENTELLA | 40.446 | 69 E.STENTELLA | 37.238 | 4 M.WANCOLLE | 41.271 | 9 | 69 E.STENTELLA | 1:58.633 | 1:59.162 | (9) | | |
| 10 | 101 R.SESTINI | 41.796 | 101 R.SESTINI | 38.728 | 101 R.SESTINI | 43.043 | 10 | 101 R.SESTINI | 2:03.567 | 2:03.567 | (10) | | |
| 11 | 9 A.REVELLO | 48.237 | 9 A.REVELLO | 45.507 | 9 A.REVELLO | 48.559 | 11 | 9 A.REVELLO | 2:22.303 | 2:23.191 | (11) | | |



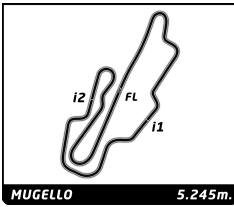
National GT Challenge

Mugello Racing Weekend

Race 2

Best Top Speed

| No Driver | Team | Class | Top 1 | | Top 2 | | Top 3 | | Top 4 | | Top 5 | | |
|-----------------------|------------------|--------------|--------------|-----|-------|-----|-------|-----|-------|-----|-------|-----|-------|
| | | | Kph | Lap | Kph | Lap | Kph | Lap | Kph | Lap | Kph | Lap | Avg |
| 23 Luigi GALLO | BESTLAP SPORT | GT Cup | 270.4 | 4 | 269.8 | 5 | 268.4 | 6 | 268.4 | 3 | 267.1 | 2 | 268,8 |
| 13 Adriano VISDOMINI | Next Motorsport | GT Cup | 268.4 | 5 | 267.8 | 11 | 267.8 | 4 | 267.1 | 8 | 267.1 | 3 | 267,6 |
| 18 Mauro GUIDETTI | Team Cars Racing | GT Cup | 267.1 | 2 | 264.5 | 3 | 263.9 | 12 | 263.9 | 7 | 263.9 | 6 | 264,7 |
| 69 Enzo STENTELLA | BESTLAP SPORT | GT Cup | 265.8 | 5 | 265.2 | 9 | 264.5 | 4 | 264.5 | 3 | 263.9 | 7 | 264,8 |
| 7 Danilo PAOLETTI | Team Track & go | GT Cup | 262.6 | 2 | 260.7 | 13 | 260.7 | 11 | 260.7 | 8 | 260.1 | 9 | 261,0 |
| 101 Roberto SESTINI | DP | GT Cup | 262.6 | 2 | 258.9 | 11 | 258.9 | 8 | 258.9 | 5 | 258.9 | 3 | 259,6 |
| 43 Riccardo ROMAGNOLI | Team Cars Racing | GT Cup | 262.6 | 8 | 260.7 | 7 | 260.1 | 6 | 260.1 | 5 | 259.5 | 13 | 260,6 |
| 76 Luciano TARABINI | Autorlando Sport | GT Cup | 262.6 | 9 | 260.7 | 8 | 260.7 | 4 | 258.9 | 6 | 258.9 | 2 | 260,4 |
| 4 Massimo WANCOLLE | Team Cars Racing | GT Cup | 262.0 | 6 | 261.3 | 3 | 260.7 | 11 | 260.7 | 8 | 260.7 | 4 | 261,1 |
| 11 Stefano INAMA | DP | GT Cup Light | 260.7 | 2 | 260.1 | 11 | 259.5 | 4 | 258.9 | 13 | 258.2 | 8 | 259,5 |
| 9 Alessandro REVELLO | Team Cars Racing | GT Cup | 246.0 | 10 | 243.8 | 9 | 241.6 | 2 | 240.5 | 8 | 240.0 | 4 | 242,4 |
| 139 "Alex FOX" | FORMULA RACING | GT X | | | | | | | | | | | |



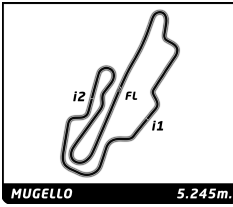
National GT Challenge

Mugello Racing Weekend

Race 2

Leader Sequence by Class

| No | Driver | Team | Car | Start Lap | End Lap | Laps | Total Laps |
|---------------------|--------------------|------------------|---------------------|-----------|---------|------|------------|
| GT Cup | | | | | | | |
| 43 | Riccardo ROMAGNOLI | Team Cars Racing | Porsche 992 GT3 Cup | 1 | 1 | 1 | 1 |
| 7 | Danilo PAOLETTI | Team Track & go | Porsche 992 GT3 Cup | 2 | 7 | 6 | 6 |
| 43 | Riccardo ROMAGNOLI | Team Cars Racing | Porsche 992 GT3 Cup | 8 | 13 | 6 | 7 |
| GT Cup Light | | | | | | | |
| 11 | Stefano INAMA | DP | Ferrari 458 | 1 | 13 | 13 | 13 |



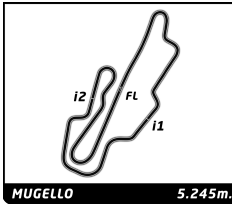
National GT Challenge

Mugello Racing Weekend

Race 2

Fastest Lap Sequence

| Elapsed | No | Driver | Team | Car | Class | Time | Kph | Lap |
|-----------|----|-------------------|------------------|---------------------|--------|-----------------|-------|-----|
| 3:56.953 | 7 | Danilo PAOLETTI | Team Track & go | Porsche 992 GT3 Cup | GT Cup | 1:55.195 | 163.9 | 2 |
| 5:51.859 | 7 | Danilo PAOLETTI | Team Track & go | Porsche 992 GT3 Cup | GT Cup | 1:54.906 | 164.3 | 3 |
| 11:37.634 | 43 | Ricardo ROMAGNOLI | Team Cars Racing | Porsche 992 GT3 Cup | GT Cup | 1:54.732 | 164.6 | 6 |
| 15:27.665 | 43 | Ricardo ROMAGNOLI | Team Cars Racing | Porsche 992 GT3 Cup | GT Cup | 1:54.624 | 164.7 | 8 |
| 17:22.152 | 43 | Ricardo ROMAGNOLI | Team Cars Racing | Porsche 992 GT3 Cup | GT Cup | 1:54.487 | 164.9 | 9 |

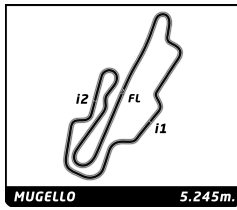


National GT Challenge Mugello Racing Weekend Race 2

Analysis by lap

Lapped ■

| No | Lap Time | Gap | No | Lap Time | Gap | No | Lap Time | Gap | No | Lap Time | Gap | No | Lap Time | Gap | | | | | | | | | | | | | | | | | | | | | | | | | | | | | | | | | | | | | | | | | | |
|---------------|----------|----------|---------------|----------|----------|---------------|----------|----------|----|----------|---------------|----------|----------|----------|---------------|----------|----------|---------------|----------|----------|----------|----------|--|---------------|----------|----------|----|----------|----------|--|--|----------|---------------|----------|-------|----------|----------|--|-------|--|--|--|--|--|--|--|--|--|--|--|--|--|--|--|--|--|
| Lap 1 | | | | | | | | | | | | | | | | | | | | | | | | | | | | | | | | | | | | | | | | | | | | | | | | | | | | | | | | |
| 43 | 2:01.530 | 0.000 | 23 | 1:55.829 | 1.841 | 69 | 2:04.771 | 54.052 | 11 | 1:58.953 | 59.437 | 101 | 2:05.619 | 1:30.681 | | | | | | | | | | | | | | | | | | | | | | | | | | | | | | | | | | | | | | | | | | |
| 7 | 2:01.758 | 0.228 | 18 | 1:59.393 | 20.656 | 11 | 1:58.953 | 59.437 | 7 | 1:55.698 | 3.148 | 23 | 1:59.879 | 19.715 | | | | | | | | | | | | | | | | | | | | | | | | | | | | | | | | | | | | | | | | | | |
| 23 | 2:02.554 | 1.024 | 69 | 1:59.782 | 28.352 | 101 | 2:05.619 | 1:30.681 | 9 | 2:27.590 | 2 Laps | 18 | 1:59.496 | 45.045 | | | | | | | | | | | | | | | | | | | | | | | | | | | | | | | | | | | | | | | | | | |
| 4 | 2:05.793 | 4.263 | 13 | 1:59.736 | 28.798 | Lap 10 | | | | | | | | | 76 | 1:57.133 | 48.438 | | | | | | | | | | | | | | | | | | | | | | | | | | | | | | | | | | | | | | | |
| 11 | 2:06.680 | 5.150 | 4 | 2:01.178 | 28.815 | 43 | 1:55.158 | | | | | | | | | | 4 | 1:59.594 | 49.540 | | | | | | | | | | | | | | | | | | | | | | | | | | | | | | | | | | | | | |
| 18 | 2:06.983 | 5.453 | 76 | 1:57.039 | 36.157 | 7 | 1:55.698 | | | | | | | | | | 3.148 | 13 | 1:58.445 | 50.106 | | | | | | | | | | | | | | | | | | | | | | | | | | | | | | | | | | | | |
| 69 | 2:10.432 | 8.902 | 11 | 1:58.497 | 43.539 | 23 | 1:59.879 | | | | | | | | | | 19.715 | 69 | 2:03.278 | 1:02.172 | | | | | | | | | | | | | | | | | | | | | | | | | | | | | | | | | | | | |
| 13 | 2:11.721 | 10.191 | 101 | 2:04.823 | 52.451 | 18 | 1:59.496 | | | | | | | | | | 45.045 | 11 | 1:58.455 | 1:02.734 | | | | | | | | | | | | | | | | | | | | | | | | | | | | | | | | | | | | |
| 101 | 2:12.289 | 10.759 | Lap 6 | | | 76 | 1:57.133 | | | | | | | | | | 48.438 | 101 | 2:06.741 | 1:42.264 | | | | | | | | | | | | | | | | | | | | | | | | | | | | | | | | | | | | |
| 76 | 2:26.585 | 25.055 | 7 | 1:55.262 | | | | | | | | | | | | | 4 | 1:59.594 | 49.540 | | | | | | | | | | | | | | | | | | | | | | | | | | | | | | | | | | | | | |
| 9 | 2:30.838 | 29.308 | 43 | 1:54.732 | | | | | | | | | | | | | 0.281 | 13 | 1:58.445 | 50.106 | | | | | | | | | | | | | | | | | | | | | | | | | | | | | | | | | | | | |
| Lap 2 | | | 23 | 1:58.981 | | | | | | | | | | | | | 5.560 | 69 | 2:03.278 | 1:02.172 | | | | | | | | | | | | | | | | | | | | | | | | | | | | | | | | | | | | |
| 7 | 1:55.195 | | | | | | | | | | | | | 11 | 1:58.455 | 1:02.734 | | | | | | | | | | | | | | | | | | | | | | | | | | | | | | | | | | | | | | | | |
| 43 | 1:56.033 | | | | | | | | | | | | | 0.610 | 18 | 2:00.326 | 25.720 | 101 | 2:06.741 | 1:42.264 | | | | | | | | | | | | | | | | | | | | | | | | | | | | | | | | | | | | |
| 23 | 1:55.424 | | | | | | | | | | | | | 1.025 | 9 | 2:26.882 | 1 Lap | Lap 11 | | | | | | | | | | | | | | | | | | | | | | | | | | | | | | | | | | | | | | |
| 18 | 1:59.340 | | | | | | | | | | | | | 9.370 | 69 | 1:59.162 | 32.252 | 43 | 1:54.987 | | | | | | | | | | | | | | | | | | | | | | | | | | | | | | | | | | | | | |
| 4 | 2:01.359 | | | | | | | | | | 10.199 | 4 | 1:59.950 | 33.503 | 7 | 1:55.377 | 3.538 | | | | | | | | | | | | | | | | | | | | | | | | | | | | | | | | | | | | | | | |
| 69 | 2:00.509 | | | | | | | | | | 13.988 | 13 | 2:00.035 | 33.571 | 23 | 2:01.851 | 26.579 | | | | | | | | | | | | | | | | | | | | | | | | | | | | | | | | | | | | | | | |
| 13 | 1:59.877 | | | | | | | | | | 14.645 | 76 | 1:56.340 | 37.235 | 9 | 2:24.088 | 2 Laps | | | | | | | | | | | | | | | | | | | | | | | | | | | | | | | | | | | | | | | |
| 101 | 2:05.221 | 20.557 | 11 | 1:58.301 | 46.578 | 76 | 1:56.335 | 49.786 | | | | | | | | | | | | | | | | | | | | | | | | | | | | | | | | | | | | | | | | | | | | | | | | |
| 76 | 1:58.876 | 28.508 | 101 | 2:03.567 | 1:00.756 | 4 | 1:59.799 | 54.352 | | | | | | | | | | | | | | | | | | | | | | | | | | | | | | | | | | | | | | | | | | | | | | | | |
| 11 | 2:22.273 | 32.000 | Lap 7 | | | 18 | 2:05.438 | 55.496 | | | | | | | | | | | | | | | | | | | | | | | | | | | | | | | | | | | | | | | | | | | | | | | | |
| 9 | 2:23.923 | 57.808 | 7 | 1:55.539 | | | | | | | | | | 11 | 1:59.026 | 1:06.773 | | | | | | | | | | | | | | | | | | | | | | | | | | | | | | | | | | | | | | | | |
| Lap 3 | | | 43 | 1:55.407 | | | | | | | | | | 0.149 | 69 | 2:07.131 | 1:14.316 | | | | | | | | | | | | | | | | | | | | | | | | | | | | | | | | | | | | | | | |
| 7 | 1:54.906 | | | | | | | | | | | | | 13 | 2:24.545 | 1:19.664 | | | | | | | | | | | | | | | | | | | | | | | | | | | | | | | | | | | | | | | | |
| 43 | 1:55.253 | | | | | | | | | | | | | 0.957 | 23 | 1:56.647 | 6.668 | 101 | 2:07.104 | 1:54.381 | | | | | | | | | | | | | | | | | | | | | | | | | | | | | | | | | | | | |
| 23 | 1:55.118 | | | | | | | | | | | | | 1.237 | 18 | 1:59.940 | 30.121 | Lap 12 | | | | | | | | | | | | | | | | | | | | | | | | | | | | | | | | | | | | | | |
| 18 | 1:58.414 | | | | | | | | | | | | | 12.878 | 69 | 2:00.009 | 36.722 | 43 | 1:55.389 | | | | | | | | | | | | | | | | | | | | | | | | | | | | | | | | | | | | | |
| 4 | 2:01.010 | | | | | | | | | | | | | 16.303 | 4 | 1:59.292 | 37.256 | 7 | 1:55.768 | | | | | | | | | | 3.917 | | | | | | | | | | | | | | | | | | | | | | | | | | | |
| 69 | 2:00.401 | | | | | | | | | | 19.483 | 13 | 1:59.368 | 37.400 | 23 | 2:02.707 | 33.897 | | | | | | | | | | | | | | | | | | | | | | | | | | | | | | | | | | | | | | | |
| 13 | 2:00.607 | | | | | | | | | | 20.346 | 76 | 1:56.313 | 38.009 | 76 | 1:57.381 | 51.778 | | | | | | | | | | | | | | | | | | | | | | | | | | | | | | | | | | | | | | | |
| 101 | 2:04.681 | 30.332 | 11 | 1:59.704 | 50.743 | 4 | 1:59.216 | 58.179 | | | | | | | | | | | | | | | | | | | | | | | | | | | | | | | | | | | | | | | | | | | | | | | | |
| 76 | 1:57.871 | 31.473 | 9 | 2:26.576 | 1 Lap | 18 | 2:03.477 | 1:03.584 | | | | | | | | | | | | | | | | | | | | | | | | | | | | | | | | | | | | | | | | | | | | | | | | |
| 11 | 1:58.554 | 35.648 | 101 | 2:04.046 | 1:09.263 | 11 | 1:58.044 | 1:09.428 | | | | | | | | | | | | | | | | | | | | | | | | | | | | | | | | | | | | | | | | | | | | | | | | |
| 9 | 2:24.668 | 1:27.570 | Lap 8 | | | 69 | 2:03.675 | 1:22.602 | | | | | | | | | | | | | | | | | | | | | | | | | | | | | | | | | | | | | | | | | | | | | | | | |
| Lap 4 | | | 43 | 1:54.624 | | | | | | | | | | 13 | 1:59.432 | 1:23.707 | | | | | | | | | | | | | | | | | | | | | | | | | | | | | | | | | | | | | | | | |
| 7 | 1:55.061 | | | | | | | | | | | | | 43 | 1:56.240 | | | | | | | | | | | | | | | | | | | | | | | | | | | | | | | | | | | | | | | | | |
| 43 | 1:54.933 | | | | | | | | | | | | | 0.829 | 7 | | | | | | | | | | 1:56.438 | 1.665 | 7 | 1:55.698 | 3.375 | | | | | | | | | | | | | | | | | | | | | | | | | | | |
| 23 | 1:55.007 | | | | | | | | | | | | | 1.183 | 23 | | | | | | | | | | 1:58.432 | 10.327 | 23 | 2:02.707 | 33.897 | | | | | | | | | | | | | | | | | | | | | | | | | | | |
| 18 | 1:58.617 | | | | | | | | | | | | | 16.434 | 18 | | | | | | | | | | 1:59.864 | 35.212 | 76 | 1:57.381 | 51.778 | | | | | | | | | | | | | | | | | | | | | | | | | | | |
| 4 | 2:01.566 | | | | | | | | | | | | | 22.808 | 4 | | | | | | | | | | 1:59.024 | 41.507 | 4 | 1:59.216 | 58.179 | | | | | | | | | | | | | | | | | | | | | | | | | | | |
| 69 | 1:59.319 | | | | | | | | | | | | | 23.741 | 13 | | | | | | | | | | 2:00.420 | 43.047 | 18 | 2:03.477 | 1:03.584 | | | | | | | | | | | | | | | | | | | | | | | | | | | |
| 13 | 1:58.948 | | | | | | | | | | 24.233 | 76 | 2:00.403 | 43.639 | 11 | | | | | | | | | | 1:58.044 | 1:09.428 | | | | | | | | | | | | | | | | | | | | | | | | | | | | | | |
| 76 | 1:57.877 | 34.289 | 69 | 2:01.819 | 43.768 | 9 | 2:26.260 | 2 Laps | | | | | | | | | | | | | | | | | | | | | | | | | | | | | | | | | | | | | | | | | | | | | | | | |
| 11 | 1:59.626 | 40.213 | 11 | 1:59.001 | 54.971 | 69 | 2:03.675 | 1:22.602 | | | | | | | | | | | | | | | | | | | | | | | | | | | | | | | | | | | | | | | | | | | | | | | | |
| 101 | 2:07.528 | 42.799 | 101 | 2:05.059 | 1:19.549 | 13 | 1:59.432 | 1:23.707 | | | | | | | | | | | | | | | | | | | | | | | | | | | | | | | | | | | | | | | | | | | | | | | | |
| Lap 5 | | | Lap 9 | | | Lap 13 | | | | | | | | | | | | | | | | | | | | | | | | | | | | | | | | | | | | | | | | | | | | | | | | | | |
| 7 | 1:55.171 | | | | | | | | | | 43 | 1:56.240 | | | | | | | | | | | | | | | | | | | | | | | | | | | | | | | | | | | | | | | | | | | | |
| 9 | 2:23.191 | | | | | | | | | | 1 Lap | 43 | | | | | | | | | | 1:54.487 | | | | | | | | | | | | | | | | | | | | | | | | | | | | | | | | | | |
| 43 | 1:55.153 | | | | | | | | | | 0.811 | 7 | | | | | | | | | | 1:55.430 | | | | | | | | | | 2.608 | 7 | 1:55.768 | 3.375 | | | | | | | | | | | | | | | | | | | | | |
| Lap 6 | | | | | | | | | | | 23 | 1:59.154 | | | | | | | | | | 14.994 | | | | | | | | | | 23 | 2:09.748 | 1 Lap | | | | | | | | | | | | | | | | | | | | | | |
| 7 | 1:55.262 | | | | | | | | | | | | | | | | | | | | | 23 | | | | | | | | | | 2:03.096 | 40.753 | | | | | | | | | | | | | | | | | | | | | | | |
| 43 | 1:54.732 | | | | | | | | | | | | | | | | | | | | | 0.281 | | | | | | | | | | 18 | 1:59.982 | 40.707 | 76 | 1:58.030 | 53.568 | | | | | | | | | | | | | | | | | | | |
| 23 | 1:58.981 | | | | | | | | | | | | | | | | | | | | | 5.560 | | | | | | | | | | 4 | 1:58.084 | 45.104 | 4 | 2:01.446 | 1:03.385 | | | | | | | | | | | | | | | | | | | |
| 18 | 2:00.326 | 25.720 | 76 | 1:57.311 | 46.463 | 18 | 2:02.491 | 1:09.835 | | | | | | | | | | | | | | | | | | | | | | | | | | | | | | | | | | | | | | | | | | | | | | | | |
| 9 | 2:26.882 | 1 Lap | 13 | 1:58.259 | 46.819 | 11 | 1:58.503 | 1:11.691 | | | | | | | | | | | | | | | | | | | | | | | | | | | | | | | | | | | | | | | | | | | | | | | | |
| 69 | 1:59.162 | 32.252 | Lap 7 | | | 13 | 2:02.171 | 1:29.638 | | | | | | | | | | | | | | | | | | | | | | | | | | | | | | | | | | | | | | | | | | | | | | | | |
| 4 | 1:59.950 | 33.503 | 7 | 1:55.539 | | | | | | | | | | | | | | | | 69 | 2:06.928 | 1:33.290 | | | | | | | | | | | | | | | | | | | | | | | | | | | | | | | | | | |
| 13 | 2:00.035 | 33.571 | 43 | 1:55.407 | | | | | | | | | | 0.149 | 9 | 2:27.443 | 2 Laps | | | | | | | | | | | | | | | | | | | | | | | | | | | | | | | | | | | | | | | |
| 76 | 1:56.340 | 37.235 | 7 | 1:56.438 | | | | | | | | | | 1.665 | Lap 14 | | | | | | | | | | | | | | | | | | | | | | | | | | | | | | | | | | | | | | | | | |
| 11 | 1:58.301 | 46.578 | 23 | 1:58.432 | | | | | | | | | | 10.327 | 43 | 1:56.240 | | | | | | | | | | | | | | | | | | | | | | | | | | | | | | | | | | | | | | | | |
| 101 | 2:03.567 | 1:00.756 | 18 | 1:59.864 | | | | | | | | | | 35.212 | 7 | 1:55.698 | | | | | | | | | | 3.375 | | | | | | | | | | | | | | | | | | | | | | | | | | | | | | |
| Lap 9 | | | 4 | 1:59.024 | | | | | | | | | | 41.507 | 23 | 2:09.748 | | | | | | | | | | 1 Lap | | | | | | | | | | | | | | | | | | | | | | | | | | | | | | |
| 7 | 1:55.262 | | | | | | | | | | | | | 23 | 2:03.096 | 40.753 | | | | | | | | | | | | | | | | | | | | | | | | | | | | | | | | | | | | | | | | |
| 43 | 1:54.732 | | | | | | | | | | 0.281 | 69 | 2:03.675 | 1:22.602 | 76 | 1:58.030 | | | | | | | | | | 53.568 | | | | | | | | | | | | | | | | | | | | | | | | | | | | | | |
| 23 | 1:58.981 | | | | | | | | | | 5.560 | 11 | 1:58.455 | 1:02.734 | 4 | 2:01.446 | | | | | | | | | | 1:03.385 | | | | | | | | | | | | | | | | | | | | | | | | | | | | | | |
| 18 | 2:00.326 | | | | | | | | | | 25.720 | 18 | 2:02.491 | 1:09.835 | 18 | 2:02.491 | | | | | | | | | | 1:09.835 | | | | | | | | | | | | | | | | | | | | | | | | | | | | | | |
| 9 | 2:26.882 | | | | | | | | | | 1 Lap | 11 | 1:58.503 | 1:11.691 | 11 | 1:58.503 | 1:11.691 | | | | | | | | | | | | | | | | | | | | | | | | | | | | | | | | | | | | | | | |
| 69 | 1:59.162 | | | | | | | | | | 32.252 | 13 | 2:02.171 | 1:29.638 | 13 | 2:02.171 | 1:29.638 | | | | | | | | | | | | | | | | | | | | | | | | | | | | | | | | | | | | | | | |
| 4 | 1:59.950 | | | | | | | | | | 33.503 | 69 | 2:06.928 | 1:33.290 | 69 | 2:06.928 | 1:33.290 | | | | | | | | | | | | | | | | | | | | | | | | | | | | | | | | | | | | | | | |
| 13 | 2:00.035 | 33.571 | Lap 10 | | | 9 | 2:27.443 | 2 Laps | | | | | | | | | | | | | | | | | | | | | | | | | | | | | | | | | | | | | | | | | | | | | | | | |
| 76 | 1:57.133 | 48.438 | 43 | 1:55.158 | | | | | | | | | | 9 | 2:27.443 | 2 Laps | | | | | | | | | | | | | | | | | | | | | | | | | | | | | | | | | | | | | | | | |
| 4 | 1:59.594 | 49.540 | 7 | 1:55.698 | | | | | | | | | | 3.148 | Lap 15 | | | | | | | | | | | | | | | | | | | | | | | | | | | | | | | | | | | | | | | | | |
| 13 | 1:58.445 | 50.106 | 23 | 1:59.879 | | | | | | | | | | 19.715 | | | | | | | | | | | | | | | | | | | | | | | | | | | | | | | | | | | | | | | | | | |
| 69 | 2:03.278 | 1:02.172 | 18 | 1:59.496 | | | | | | | | | | 45.045 | | | | | | | | | | Lap 16 | | | | | | | | | | | | | | | | | | | | | | | | | | | | | | | | |
| 11 | 1:58.455 | 1:02.734 | 76 | 1:57.133 | | | | | | | | | | 48.438 | | | | | | | | | | | | | | | | | | | | | | | | | | | | | | | | | | | | | | | | | | |
| 101 | 2:06.741 | 1:42.264 | 4 | 1:59.594 | | | | | | | | | | 49.540 | | | | | | | | | | | | | | | | | | | Lap 17 | | | | | | | | | | | | | | | | | | | | | | | |
| Lap 11 | | | 101 | 2:05.619 | | | | | | | | | | 1:30.681 | | | | | | | | | | | | | | | | | | | | | | | | | | | | | | | | | | | | | | | | | | |
| 43 | 1:54.987 | | | | | | | | | | Lap 18 | | | | | | | | | | | | | | | | | | | | | | | | | | | | | | | | | | | | | | | | | | | | | |
| 7 | 1:55.377 | | | | | | | | | | 3.538 | | | | | | | | | | | | | | | | | | | | | | | | | | | | | | | | | | | | | | | | | | | | | |
| 23 | 2:01.851 | | | | | | | | | | 26.579 | | | | | | | | | | | | | | | | | | | | | | | | | | | | | | | | | | | | | | | | | | | | | |
| 9 | 2:24.088 | | | | | | | | | | 2 Laps | | | | | | | | | | | | | | | | | | | | | | | | | | | | | | | | | | | | | | | | | | | | | |
| 76 | 1:56.335 | | | | | | | | | | 49.786 | | | | | | | | | | | | | | | | | | | | | | | | | | | | | | | | | | | | | | | | | | | | | |
| 4 | 1:59.799 | | | | | | | | | | 54.352 | | | | | | | | | | | | | | | | | | | | | | | | | | | | | | | | | | | | | | | | | | | | | |
| 18 | 2:05.438 | | | | | | | | | | 55.496 | | | | | | | | | | | | | | | | | | | | | | | | | | | | | | | | | | | | | | | | | | | | | |
| 11 | 1:59.026 | 1:06.773 | | | | | | | | | | | | | | | | | | | | | | | | | | | | | | | | | | | | | | | | | | | | | | | | | | | | | | |
| 69 | 2:07.131 | 1:14.316 | | | | | | | | | | | | | | | | | | | | | | | | | | | | | | | | | | | | | | | | | | | | | | | | | | | | | | |
| 13 | 2:24.545 | 1:19.664 | | | | | | | | | | | | | | | | | | | | | | | | | | | | | | | | | | | | | | | | | | | | | | | | | | | | | | |
| 101 | 2:07.104 | 1:54.381 | | | | | | | | | | | | | | | | | | | | | | | | | | | | | | | | | | | | | | | | | | | | | | | | | | | | | | |
| Lap 12 | | | | | | | | | | | | | | | | | | | | | | | | | | | | | | | | | | | | | | | | | | | | | | | | | | | | | | | | |
| 43 | 1:55.389 | | | | | | | | | | | | | | | | | | | | | | | | | | | | | | | | | | | | | | | | | | | | | | | | | | | | | | | |
| 7 | 1:55.768 | | | | | | | | | | | | | | | | | | | | | | | | | | | | | | | | | | | | | | 3.917 | | | | | | | | | | | | | | | | | |
| 23 | 2:02.707 | | | | | | | | | | 33.897 | | | | | | | | | | | | | | | | | | | | | | | | | | | | | | | | | | | | | | | | | | | | | |
| 76 | 1:57.381 | | | | | | | | | | 51.778 | | | | | | | | | | | | | | | | | | | | | | | | | | | | | | | | | | | | | | | | | | | | | |
| 4 | 1:59.216 | | | | | | | | | | 58.179 | | | | | | | | | | | | | | | | | | | | | | | | | | | | | | | | | | | | | | | | | | | | | |
| 18 | 2:03.477 | | | | | | | | | | 1:03.584 | | | | | | | | | | | | | | | | | | | | | | | | | | | | | | | | | | | | | | | | | | | | | |
| 11 | 1:58.044 | | | | | | | | | | 1:09.428 | | | | | | | | | | | | | | | | | | | | | | | | | | | | | | | | | | | | | | | | | | | | | |
| 9 | 2:26.260 | 2 Laps | | | | | | | | | | | | | | | | | | | | | | | | | | | | | | | | | | | | | | | | | | | | | | | | | | | | | | |
| 69 | 2:03.675 | 1:22.602 | | | | | | | | | | | | | | | | | | | | | | | | | | | | | | | | | | | | | | | | | | | | | | | | | | | | | | |
| 13 | 1:59.432 | 1:23.707 | | | | | | | | | | | | | | | | | | | | | | | | | | | | | | | | | | | | | | | | | | | | | | | | | | | | | | |
| Lap 13 | | | | | | | | | | | | | | | | | | | | | | | | | | | | | | | | | | | | | | | | | | | | | | | | | | | | | | | | |
| 43 | 1:56.240 | | | | | | | | | | | | | | | | | | | | | | | | | | | | | | | | | | | | | | | | | | | | | | | | | | | | | | | |
| 7 | 1:55.698 | | | | | | | | | | | | | | | | | | | | 3.375 | | | | | | | | | | | | | | | | | | | | | | | | | | | | | | | | | | | |
| 101 | 2:09.748 | | | | | | | | | | | | | | | | | | | | 1 Lap | | | | | | | | | | | | | | | | | | | | | | | | | | | | | | | | | | | |
| 23 | 2:03.096 | | | | | | | | | | 40.753 | | | | | | | | | | | | | | | | | | | | | | | | | | | | | | | | | | | | | | | | | | | | | |
| 76 | 1:58.030 | | | | | | | | | | 53.568 | | | | | | | | | | | | | | | | | | | | | | | | | | | | | | | | | | | | | | | | | | | | | |
| 4 | 2:01.446 | | | | | | | | | | 1:03.385 | | | | | | | | | | | | | | | | | | | | | | | | | | | | | | | | | | | | | | | | | | | | | |
| 18 | 2:02.491 | | | | | | | | | | 1:09.835 | | | | | | | | | | | | | | | | | | | | | | | | | | | | | | | | | | | | | | | | | | | | | |
| 11 | 1:58.503 | 1:11.691 | | | | | | | | | | | | | | | | | | | | | | | | | | | | | | | | | | | | | | | | | | | | | | | | | | | | | | |
| 13 | 2:02.171 | 1:29.638 | | | | | | | | | | | | | | | | | | | | | | | | | | | | | | | | | | | | | | | | | | | | | | | | | | | | | | |
| 69 | 2:06.928 | 1:33.290 | | | | | | | | | | | | | | | | | | | | | | | | | | | | | | | | | | | | | | | | | | | | | | | | | | | | | | |
| 9 | 2:27.443 | 2 Laps | | | | | | | | | | | | | | | | | | | | | | | | | | | | | | | | | | | | | | | | | | | | | | | | | | | | | | |



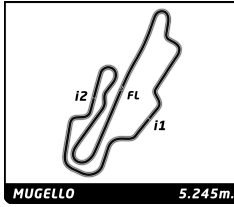
National GT Challenge

Mugello Racing Weekend

Race 2

Sector Analysis

| _ Invalidated Lap | | | | | | | ■ Personal Best | | ■ Session Best | | ■ Crossing the pit lane | | | |
|-------------------|---------------------------|----------------------|----------|----------|--------|-------------|---------------------------|------|----------------|----------|-------------------------|--------|---------|-----------|
| Lap | Time | Sector 1 | Sector 2 | Sector 3 | T.Spd | Elapsed | Lap | Time | Sector 1 | Sector 2 | Sector 3 | T.Spd | Elapsed | |
| 4 | Massimo WANCOLLE | | | | | | | | | | | | | |
| | Team Cars Racing | | | | | | Porsche 992 GT3 Cup | | | | | | | |
| | 1 | 2:05.793 | 46.536 | 37.568 | 41.689 | | 2:05.793 | 9 | 1:58.953 | 39.893 | 37.724 | 41.336 | 257.6 | 18:21.589 |
| | 2 | 2:01.359 | 40.548 | 38.430 | 42.381 | 258.9 | 4:07.152 | 10 | 1:58.455 | 40.143 | 37.150 | 41.162 | 257.0 | 20:20.044 |
| | 3 | 2:01.010 | 40.964 | 37.755 | 42.291 | 261.3 | 6:08.162 | 11 | 1:59.026 | 40.317 | 37.330 | 41.379 | 260.1 | 22:19.070 |
| | 4 | 2:01.566 | 41.031 | 38.264 | 42.271 | 260.7 | 8:09.728 | 12 | 1:58.044 | 39.757 | 37.271 | 41.016 | 257.6 | 24:17.114 |
| | 5 | 2:01.178 | 40.803 | 38.161 | 42.214 | 258.2 | 10:10.906 | 13 | 1:58.503 | 40.232 | 37.139 | 41.132 | 258.9 | 26:15.617 |
| | 6 | 1:59.950 | 41.107 | 37.195 | 41.648 | 262.0 | 12:10.856 | | | | | | | |
| | 7 | 1:59.292 | 40.481 | 37.313 | 41.498 | 258.9 | 14:10.148 | | | | | | | |
| | 8 | 1:59.024 | 40.663 | 36.849 | 41.512 | 260.7 | 16:09.172 | | | | | | | |
| | 9 | 1:58.084 | 39.873 | 36.940 | 41.271 | 259.5 | 18:07.256 | | | | | | | |
| | 10 | 1:59.594 | 39.890 | 37.928 | 41.776 | 260.1 | 20:06.850 | | | | | | | |
| | 11 | 1:59.799 | 39.682 | 37.159 | 42.958 | 260.7 | 22:06.649 | | | | | | | |
| | 12 | 1:59.216 | 40.280 | 37.233 | 41.703 | 258.9 | 24:05.865 | | | | | | | |
| 13 | 2:01.446 | 40.444 | 38.562 | 42.440 | 258.9 | 26:07.311 | | | | | | | | |
| 7 | Danilo PAOLETTI | | | | | | | | | | | | | |
| | Team Track & go | | | | | | Porsche 992 GT3 Cup | | | | | | | |
| | 1 | 2:01.758 | 45.218 | 36.692 | 39.848 | | 2:01.758 | | | | | | | |
| | 2 | 1:55.195 | 39.357 | 35.735 | 40.103 | 262.6 | 3:56.953 | | | | | | | |
| | 3 | 1:54.906 | 39.174 | 35.698 | 40.034 | 258.2 | 5:51.859 | | | | | | | |
| | 4 | 1:55.061 | 38.961 | 35.932 | 40.168 | 260.1 | 7:46.920 | | | | | | | |
| | 5 | 1:55.171 | 39.037 | 36.093 | 40.041 | 260.1 | 9:42.091 | | | | | | | |
| | 6 | 1:55.262 | 39.086 | 35.892 | 40.284 | 260.1 | 11:37.353 | | | | | | | |
| | 7 | 1:55.539 | 39.134 | 36.137 | 40.268 | 258.9 | 13:32.892 | | | | | | | |
| | 8 | 1:56.438 | 39.558 | 36.458 | 40.422 | 260.7 | 15:29.330 | | | | | | | |
| | 9 | 1:55.430 | 39.007 | 35.954 | 40.469 | 260.1 | 17:24.760 | | | | | | | |
| | 10 | 1:55.698 | 39.339 | 36.247 | 40.112 | 259.5 | 19:20.458 | | | | | | | |
| | 11 | 1:55.377 | 39.078 | 36.127 | 40.172 | 260.7 | 21:15.835 | | | | | | | |
| | 12 | 1:55.768 | 39.169 | 36.067 | 40.532 | 259.5 | 23:11.603 | | | | | | | |
| 13 | 1:55.698 | 39.379 | 36.269 | 40.050 | 260.7 | 25:07.301 | | | | | | | | |
| 9 | Alessandro REVELLO | | | | | | | | | | | | | |
| | Team Cars Racing | | | | | | Porsche 992 GT3 Cup | | | | | | | |
| | 1 | 2:30.838 | 54.935 | 46.369 | 49.534 | | 2:30.838 | | | | | | | |
| | 2 | 2:23.923 | 48.237 | 45.696 | 49.990 | 241.6 | 4:54.761 | | | | | | | |
| | 3 | 2:24.668 | 49.120 | 45.962 | 49.586 | 235.3 | 7:19.429 | | | | | | | |
| | 4 | 2:23.191 | 48.616 | 45.507 | 49.068 | 240.0 | 9:42.620 | | | | | | | |
| | 5 | 2:26.882 | 49.853 | 45.780 | 51.249 | 206.3 | 12:09.502 | | | | | | | |
| | 6 | 2:26.576 | 50.270 | 46.369 | 49.937 | 229.9 | 14:36.078 | | | | | | | |
| | 7 | 2:27.272 | 50.992 | 46.231 | 50.049 | 231.8 | 17:03.350 | | | | | | | |
| | 8 | 2:27.590 | 48.947 | 47.235 | 51.408 | 240.5 | 19:30.940 | | | | | | | |
| | 9 | 2:24.088 | 49.970 | 45.559 | 48.559 | 243.8 | 21:55.028 | | | | | | | |
| | 10 | 2:26.260 | 49.514 | 47.115 | 49.631 | 246.0 | 24:21.288 | | | | | | | |
| | 11 | 2:27.443 | 49.325 | 47.426 | 50.692 | 232.8 | 26:48.731 | | | | | | | |
| | 11 | Stefano INAMA | | | | | | | | | | | | |
| DP | | | | | | Ferrari 458 | | | | | | | | |
| 1 | | 2:06.680 | 47.987 | 37.398 | 41.295 | | 2:06.680 | | | | | | | |
| 2 | | 2:22.273 | 1:02.374 | 38.270 | 41.629 | 260.7 | 4:28.953 | | | | | | | |
| 3 | | 1:58.554 | 40.428 | 37.040 | 41.086 | 256.4 | 6:27.507 | | | | | | | |
| 4 | | 1:59.626 | 39.615 | 38.664 | 41.347 | 259.5 | 8:27.133 | | | | | | | |
| 5 | | 1:58.497 | 39.958 | 37.181 | 41.358 | 256.4 | 10:25.630 | | | | | | | |
| 6 | | 1:58.301 | 39.749 | 37.344 | 41.208 | 257.6 | 12:23.931 | | | | | | | |
| 7 | | 1:59.704 | 39.734 | 38.648 | 41.322 | 258.2 | 14:23.635 | | | | | | | |
| 8 | 1:59.001 | 39.997 | 37.337 | 41.667 | 258.2 | 16:22.636 | | | | | | | | |
| 13 | Adriano VISDOMINI | | | | | | | | | | | | | |
| | Next Motorsport | | | | | | Porsche 991 GT3 Cup | | | | | | | |
| | 1 | 2:11.721 | 50.892 | 38.672 | 42.157 | | 2:11.721 | | | | | | | |
| | 2 | 1:59.877 | 40.955 | 37.583 | 41.339 | 267.1 | 4:11.598 | | | | | | | |
| | 3 | 2:00.607 | 41.441 | 38.012 | 41.154 | 267.1 | 6:12.205 | | | | | | | |
| | 4 | 1:58.948 | 40.261 | 37.879 | 40.808 | 267.8 | 8:11.153 | | | | | | | |
| | 5 | 1:59.736 | 40.982 | 37.743 | 41.011 | 268.4 | 10:10.889 | | | | | | | |
| | 6 | 2:00.035 | 41.509 | 37.267 | 41.259 | 263.9 | 12:10.924 | | | | | | | |
| | 7 | 1:59.368 | 40.931 | 37.354 | 41.083 | 245.4 | 14:10.292 | | | | | | | |
| | 8 | 2:00.420 | 41.291 | 38.290 | 40.839 | 267.1 | 16:10.712 | | | | | | | |
| | 9 | 1:58.259 | 39.767 | 37.236 | 41.256 | 266.5 | 18:08.971 | | | | | | | |
| | 10 | 1:58.445 | 40.247 | 37.196 | 41.002 | 262.0 | 20:07.416 | | | | | | | |
| | 11 | 2:24.545 | 39.865 | 1:02.461 | 42.219 | 267.8 | 22:31.961 | | | | | | | |
| | 12 | 1:59.432 | 40.213 | 37.915 | 41.304 | 265.2 | 24:31.393 | | | | | | | |
| 13 | 2:02.171 | 41.017 | 39.139 | 42.015 | 266.5 | 26:33.564 | | | | | | | | |
| 18 | Mauro GUIDETTI | | | | | | | | | | | | | |
| | Team Cars Racing | | | | | | Porsche 991 GT3 Cup | | | | | | | |
| | 1 | 2:06.983 | 48.427 | 37.576 | 40.980 | | 2:06.983 | | | | | | | |
| | 2 | 1:59.340 | 41.593 | 37.127 | 40.620 | 267.1 | 4:06.323 | | | | | | | |
| | 3 | 1:58.414 | 40.252 | 37.378 | 40.784 | 264.5 | 6:04.737 | | | | | | | |
| | 4 | 1:58.617 | 40.140 | 37.263 | 41.214 | 263.9 | 8:03.354 | | | | | | | |
| | 5 | 1:59.393 | 40.503 | 37.473 | 41.417 | 263.9 | 10:02.747 | | | | | | | |
| | 6 | 2:00.326 | 40.673 | 37.641 | 42.012 | 263.9 | 12:03.073 | | | | | | | |
| | 7 | 1:59.940 | 40.515 | 37.871 | 41.554 | 263.9 | 14:03.013 | | | | | | | |
| | 8 | 1:59.864 | 40.659 | 37.972 | 41.233 | 262.0 | 16:02.877 | | | | | | | |
| | 9 | 1:59.982 | 40.398 | 38.095 | 41.489 | 262.6 | 18:02.859 | | | | | | | |
| | 10 | 1:59.496 | 40.413 | 37.710 | 41.373 | 262.0 | 20:02.355 | | | | | | | |
| | 11 | 2:05.438 | 40.676 | 42.936 | 41.826 | 262.6 | 22:07.793 | | | | | | | |
| | 12 | 2:03.477 | 41.112 | 39.295 | 43.070 | 263.9 | 24:11.270 | | | | | | | |
| 13 | 2:02.491 | 41.672 | 38.712 | 42.107 | 260.7 | 26:13.761 | | | | | | | | |
| 23 | Luigi GALLO | | | | | | | | | | | | | |
| | BESTLAP SPORT | | | | | | Ferrari 488 Challenge evo | | | | | | | |
| | 1 | 2:02.554 | 45.509 | 37.220 | 39.825 | | 2:02.554 | | | | | | | |
| | 2 | 1:55.424 | 39.684 | 36.110 | 39.630 | 267.1 | 3:57.978 | | | | | | | |
| | 3 | 1:55.118 | 39.392 | 36.049 | 39.677 | 268.4 | 5:53.096 | | | | | | | |
| | 4 | 1:55.007 | 39.197 | 36.237 | 39.573 | 270.4 | 7:48.103 | | | | | | | |
| | 5 | 1:55.829 | 39.263 | 36.626 | 39.940 | 269.8 | 9:43.932 | | | | | | | |
| | 6 | 1:58.981 | 39.270 | 39.344 | 40.367 | 268.4 | 11:42.913 | | | | | | | |
| | 7 | 1:56.647 | 39.784 | 36.406 | 40.457 | 265.8 | 13:39.560 | | | | | | | |
| | 8 | 1:58.432 | 40.240 | 37.028 | 41.164 | 265.8 | 15:37.992 | | | | | | | |
| | 9 | 1:59.154 | 40.610 | 37.565 | 40.979 | 264.5 | 17:37.146 | | | | | | | |
| | 10 | 1:59.879 | 40.409 | 37.893 | 41.577 | 265.2 | 19:37.025 | | | | | | | |
| | 11 | 2:01.851 | 41.620 | 38.432 | 41.799 | 264.5 | 21:38.876 | | | | | | | |
| | 12 | 2:02.707 | 41.579 | 38.787 | 42.341 | 263.9 | 23:41.583 | | | | | | | |
| 13 | 2:03.096 | 41.769 | 38.656 | 42.671 | 263.2 | 25:44.679 | | | | | | | | |
| 43 | Riccardo ROMAGNOLI | | | | | | | | | | | | | |
| | Team Cars Racing | | | | | | Porsche 992 GT3 Cup | | | | | | | |
| 1 | 2:01.530 | 44.935 | 36.127 | 40.468 | | 2:01.530 | | | | | | | | |



National GT Challenge Mugello Racing Weekend Race 2

Sector Analysis

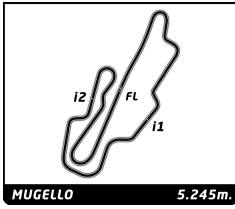
— Invalidated Lap ■ Personal Best ■ Session Best B Crossing the pit lane

| Lap | Time | Sector 1 | Sector 2 | Sector 3 | T.Spd | Elapsed | Lap | Time | Sector 1 | Sector 2 | Sector 3 | T.Spd | Elapsed |
|-----|-----------------|---------------|---------------|---------------|-------|-----------|-----|----------|----------|----------|----------|-------|-----------|
| 2 | 1:56.033 | 40.023 | 35.960 | 40.050 | 258.9 | 3:57.563 | 11 | 2:07.104 | 42.454 | 40.024 | 44.626 | 258.9 | 23:06.678 |
| 3 | 1:55.253 | 39.094 | 36.121 | 40.038 | 258.9 | 5:52.816 | 12 | 2:09.748 | 44.740 | 40.145 | 44.863 | 254.6 | 25:16.426 |
| 4 | 1:54.933 | 38.873 | 35.979 | 40.081 | 259.5 | 7:47.749 | | | | | | | |
| 5 | 1:55.153 | 39.212 | 35.845 | 40.096 | 260.1 | 9:42.902 | | | | | | | |
| 6 | 1:54.732 | 39.161 | 35.737 | 39.834 | 260.1 | 11:37.634 | | | | | | | |
| 7 | 1:55.407 | 39.187 | 36.231 | 39.989 | 260.7 | 13:33.041 | | | | | | | |
| 8 | 1:54.624 | 38.995 | 35.663 | 39.966 | 262.6 | 15:27.665 | | | | | | | |
| 9 | 1:54.487 | 38.984 | 35.521 | 39.982 | 258.9 | 17:22.152 | | | | | | | |
| 10 | 1:55.158 | 39.164 | 35.833 | 40.161 | 258.2 | 19:17.310 | | | | | | | |
| 11 | 1:54.987 | 39.198 | 35.662 | 40.127 | 257.6 | 21:12.297 | | | | | | | |
| 12 | 1:55.389 | 39.102 | 35.954 | 40.333 | 258.2 | 23:07.686 | | | | | | | |
| 13 | 1:56.240 | 39.381 | 36.236 | 40.623 | 259.5 | 25:03.926 | | | | | | | |

| 69 | Enzo STENTELLA | | | | | | | | | | | | |
|---------------|-----------------|---------------------------|---------------|---------------|-------|-----------|--|--|--|--|--|--|--|
| BESTLAP SPORT | | Ferrari 488 Challenge evo | | | | | | | | | | | |
| 1 | 2:10.432 | 50.291 | 38.637 | 41.504 | | 2:10.432 | | | | | | | |
| 2 | 2:00.509 | 41.257 | 37.528 | 41.724 | 263.9 | 4:10.941 | | | | | | | |
| 3 | 2:00.401 | 41.302 | 37.363 | 41.736 | 264.5 | 6:11.342 | | | | | | | |
| 4 | 1:59.319 | 40.446 | 37.238 | 41.635 | 264.5 | 8:10.661 | | | | | | | |
| 5 | 1:59.782 | 40.753 | 37.661 | 41.368 | 265.8 | 10:10.443 | | | | | | | |
| 6 | 1:59.162 | 40.682 | 37.531 | 40.949 | 263.9 | 12:09.605 | | | | | | | |
| 7 | 2:00.009 | 40.675 | 37.575 | 41.759 | 263.9 | 14:09.614 | | | | | | | |
| 8 | 2:01.819 | 41.736 | 37.999 | 42.084 | 262.0 | 16:11.433 | | | | | | | |
| 9 | 2:04.771 | 42.244 | 39.346 | 43.181 | 265.2 | 18:16.204 | | | | | | | |
| 10 | 2:03.278 | 42.145 | 39.131 | 42.002 | 261.3 | 20:19.482 | | | | | | | |
| 11 | 2:07.131 | 43.120 | 41.113 | 42.898 | 262.0 | 22:26.613 | | | | | | | |
| 12 | 2:03.675 | 41.958 | 39.105 | 42.612 | 263.2 | 24:30.288 | | | | | | | |
| 13 | 2:06.928 | 41.756 | 41.133 | 44.039 | 262.0 | 26:37.216 | | | | | | | |

| 76 | Luciano TARABINI | | | | | | | | | | | | |
|--------------------|------------------|---------------------|---------------|---------------|-------|-----------|--|--|--|--|--|--|--|
| Autorialando Sport | | Porsche 992 GT3 Cup | | | | | | | | | | | |
| 1 | 2:26.585 | 1:06.568 | 38.221 | 41.796 | | 2:26.585 | | | | | | | |
| 2 | 1:58.876 | 40.700 | 37.476 | 40.700 | 258.9 | 4:25.461 | | | | | | | |
| 3 | 1:57.871 | 39.988 | 37.037 | 40.846 | 257.6 | 6:23.332 | | | | | | | |
| 4 | 1:57.877 | 39.834 | 36.952 | 41.091 | 260.7 | 8:21.209 | | | | | | | |
| 5 | 1:57.039 | 39.722 | 36.712 | 40.605 | 257.6 | 10:18.248 | | | | | | | |
| 6 | 1:56.340 | 39.437 | 36.410 | 40.493 | 258.9 | 12:14.588 | | | | | | | |
| 7 | 1:56.313 | 39.304 | 36.467 | 40.542 | 257.6 | 14:10.901 | | | | | | | |
| 8 | 2:00.403 | 40.846 | 38.285 | 41.272 | 260.7 | 16:11.304 | | | | | | | |
| 9 | 1:57.311 | 39.294 | 37.190 | 40.827 | 262.6 | 18:08.615 | | | | | | | |
| 10 | 1:57.133 | 39.127 | 37.326 | 40.680 | 257.6 | 20:05.748 | | | | | | | |
| 11 | 1:56.335 | 39.065 | 36.589 | 40.681 | 257.6 | 22:02.083 | | | | | | | |
| 12 | 1:57.381 | 39.904 | 36.831 | 40.646 | 255.8 | 23:59.464 | | | | | | | |
| 13 | 1:58.030 | 39.636 | 36.723 | 41.671 | 256.4 | 25:57.494 | | | | | | | |

| 101 | Roberto SESTINI | | | | | | | | | | | | |
|-----|-----------------|---------------|---------------|---------------|-------|-----------|--|--|--|--|--|--|--|
| DP | | Ferrari 458 | | | | | | | | | | | |
| 1 | 2:12.289 | 50.079 | 38.747 | 43.463 | | 2:12.289 | | | | | | | |
| 2 | 2:05.221 | 42.452 | 38.979 | 43.790 | 262.6 | 4:17.510 | | | | | | | |
| 3 | 2:04.681 | 41.966 | 39.209 | 43.506 | 258.9 | 6:22.191 | | | | | | | |
| 4 | 2:07.528 | 43.061 | 40.760 | 43.707 | 258.2 | 8:29.719 | | | | | | | |
| 5 | 2:04.823 | 42.246 | 39.015 | 43.562 | 258.9 | 10:34.542 | | | | | | | |
| 6 | 2:03.567 | 41.796 | 38.728 | 43.043 | 257.6 | 12:38.109 | | | | | | | |
| 7 | 2:04.046 | 41.882 | 38.805 | 43.359 | 257.6 | 14:42.155 | | | | | | | |
| 8 | 2:05.059 | 42.348 | 38.828 | 43.883 | 258.9 | 16:47.214 | | | | | | | |
| 9 | 2:05.619 | 42.336 | 39.356 | 43.927 | 256.4 | 18:52.833 | | | | | | | |
| 10 | 2:06.741 | 42.839 | 39.629 | 44.273 | 256.4 | 20:59.574 | | | | | | | |

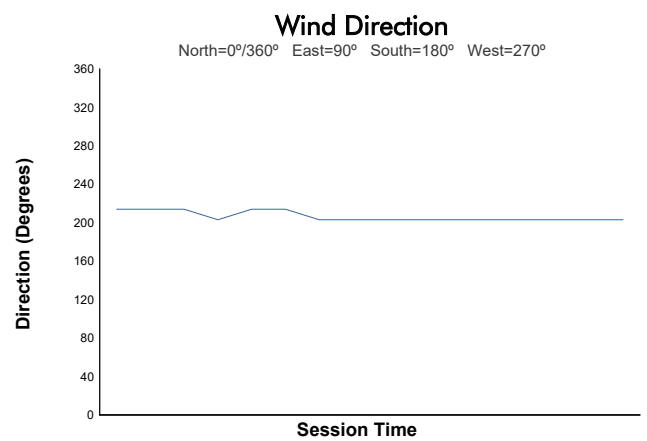
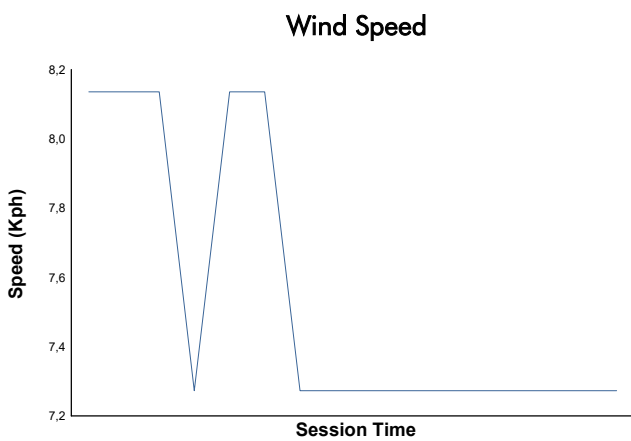
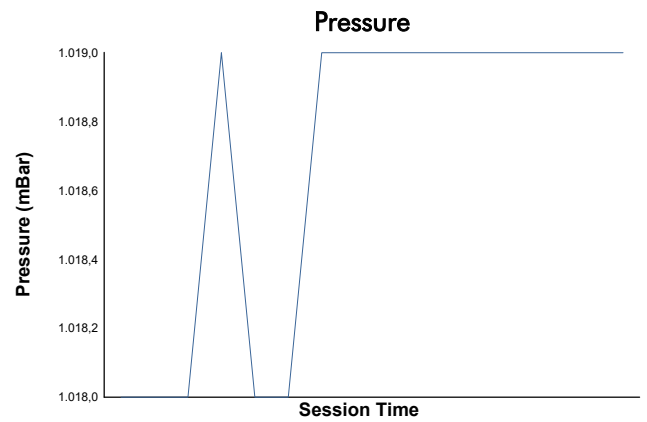
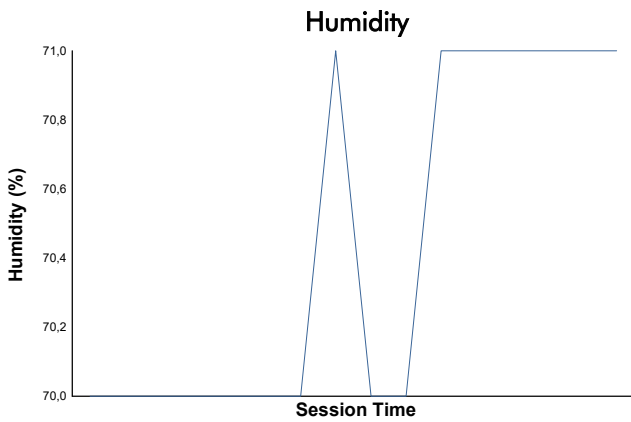
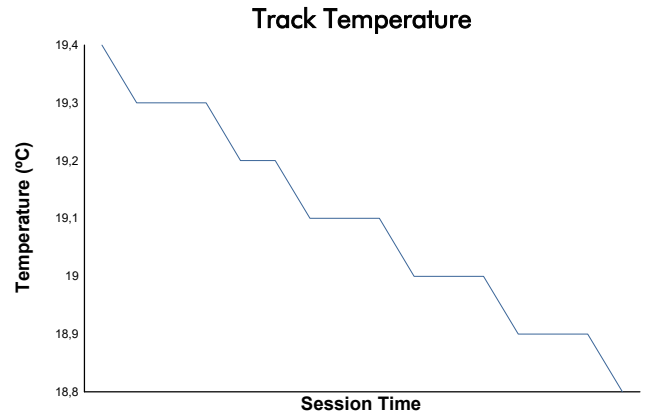
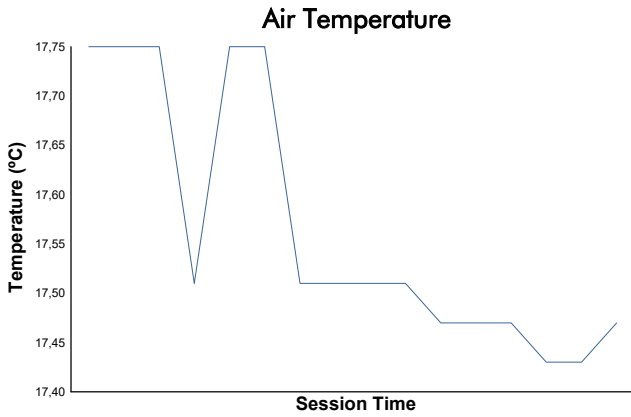


Mugello Racing Weekend

National GT Challenge

Race 2

Weather Report



Track Status: **DRY**